

# HARDWARE

## Cleats/Chocks, Clips & Access.

Attwood .....	298
Dock Edge .....	298,299
Greenfield .....	299
Handi-Man .....	299
Perko .....	299,300
Sea-Dog Line .....	300
Suncor Stainless .....	300
Whitecap Industries .....	300,301
Worth .....	301

## Cotter/Hitch Pins

Handi-Man .....	307
Sea-Dog Line .....	307
S&J Products .....	307,308

## Deck, Rail & Stanchion Fittings

Attwood .....	301
Jet .....	301
Whitecap .....	302

## Door, Window & Hatch Hardware

Attwood .....	314
Jet .....	314
Perko .....	314
T-H Marine .....	314
Whitecap Industries .....	315

## Fasteners & Fastener Kits

Garelick .....	302
Handi-Man .....	302-304
Perko .....	304
Sea-Dog Line .....	304,305
TaylorMade .....	305

## Grommets

Handi-Man .....	308
-----------------	-----

## Hawse/Deck Pipes & Deck Flanges

Whitecap Industries .....	308
---------------------------	-----

## Hinges

Attwood .....	308
Perko .....	308
Sea-Dog Line .....	309
Suncor Stainless .....	309
Whitecap Industries .....	309

## Hooks, Hasps & Latches

Attwood .....	311,312
Perko .....	312,313
Sea-Dog Line .....	313
T-H Marine .....	314
Whitecap Industries .....	314

## Lift Rings, Pulls & Handles

Attwood .....	310
DetMar .....	310
Perko .....	310
Sea-Dog Line .....	310,311
TaylorMade .....	311
Whitecap Industries .....	311
Windline .....	311

## Locks & Accessories

Master Lock .....	315
T-H Marine .....	315

## Pad Eyes, Bow Eyes, Eye Straps & U-Bolts

Attwood .....	315
Perko .....	315
Sea-Dog Line .....	315,316
Suncor Stainless .....	316
Whitecap Industries .....	316

## Rivets

S&J Products .....	308
--------------------	-----

## Screws, Nuts, Bolts, Washers & Access

Handi-Man .....	305-307
-----------------	---------

## Shackles, Snaps, Clips & Hooks

Attwood .....	316,317
Perko .....	317
Sea-Dog Line .....	317
Suncor Stainless .....	317-319
Whitecap Industries .....	319

Trolling  
MotorsAudio/  
InstrumentsDepth  
Finders/GPSVests/  
CushionsWater  
SportsSafety/  
OpticsBoat  
Access.Mooring/  
Docking

Hardware

Lighting

Boat Seats

Boat Covers

Fuel

Trailers/  
ATV Access.

Pumps

Electrical

Maintenance

Controls/  
SteeringMotor  
Access.

Camping

Cutlery

Prices in this catalog are subject to change without notice. We are not responsible for errors in printing as a result of typing/proofing or misinformation of products supplied by manufacturers. We are not responsible for manufacturers' specifications that have changed since the publication date of this catalog. Only the warranties supplied by the manufacturers of the products listed are offered. Some products in this catalog are dangerous. We do not assume any liability for damage, injury or death which may result from the misuse of any of the products contained herein. The ultimate user or consumer should follow safe practices and carefully review all instructional material.

**CLEATS/CHOCKS, CLIPS & ACCESSORIES**



**ATTWOOD® NEAT CLEAT**

Thin-profile retractable cleat installs easily on narrow gunwales. Stays up when pulled up. Friction springs hold it in place & reduce rattling. Lowered, cleat is 1/2" above deck. Strong, durable. Each stanchion is 7/8" rod of solid #316 stainless steel. Lifetime warranty against corrosion resistance.

Order #	Mfg. #	Length	Width.	Stud	Sugg.Ret.
6503239	66515-7	4-1/2"	1-5/16"	3"	\$62.99
6503240	66517-7	6"	1-1/2"	3"	67.45

**ATTWOOD® HOLLOW BASE CLEATS**

Die-cast Zamak with Perma-Plate chrome finish. Pre-drilled bases for quick, easy installation. Offers performance advantages of hollow base cleat, in contemporary styling.

Order #	Mfg. #	Length	Screw	Pack	Sugg.Ret.
6500031	6244-6	4-1/2"	#8	2	\$11.50
6500032	6245-3	6"	#10	2	21.75

**ATTWOOD® LOW-PROFILE HOLLOW BASE CLEATS**

Drilled for four #8 fasteners. Die-cast Zamak with Perma-Plate chrome finish. Pre-drilled bases for quick, easy installation.

Order #	Mfg. #	Length	Screw	Sugg.Ret.
6501193	6410-3	4-1/2"	#8	\$20.99

**ATTWOOD® IRON DOCK CLEATS**

Galvanized cast iron. Pre-drilled holes for easy mounting.

Order #	Mfg. #	Length	Screw	Sugg.Ret.
6503278	12100L3	6"	1/4"	\$4.50
6503279	12102L3	8"	1/4"	9.25

**ATTWOOD® NYLON CLEATS**

Black, reinforced nylon textured finish. Rustproof. 2 pre-drilled holes for mounting.

Order #	Mfg. #	Length	Screw	Sugg.Ret.
6503280	12111L3	5"	#12	\$4.25
6503281	12113-L3	6-1/2"	#12	3.50
6503282	12115-L3	8"	1/4"	5.50

**ATTWOOD® STAINLESS STEEL CLEATS**

SS cleats hollow-based. Easily installed. Contemporary styling.

Order #	Mfg. #	Length	Screw	Sugg.Ret.
6500038	66009L3	6"	1/4"	\$13.25
6500039	66010L3	8"	1/4"	19.75

**ATTWOOD® ZAMAK CLEATS - OPEN BASE**

Chrome-plated, die-cast Zamak. 4 countersunk precast holes.

Order #	Mfg. #	Length	Screw	Sugg.Ret.
6500243	12022-3	4-1/2"	#10	\$6.99
6500236	12009-3	6"	#10	12.75



**ATTWOOD® STAINLESS STEEL FLUSH CLEATS**

Recesses flush to deck. Corrosion-resistant 316 SS. Easy-to-operate. Two mounting styles: standard 4-hole mount or unique stud mount. 1/8" stamped backing plate, for decks thicker than 1/2".

Order #	Mfg. #	Length	Sugg.Ret.
6502501	66510-7	4-1/2"	\$65.75
6502503	66514-7	6"	68.99



**DOCK EDGE®**



**DOCK EDGE® MOLDED CLEATS**

Black, open base dock cleat. Injection molded high-density Polyethylene. UV stabilized.

Order #	Mfg. #	Length	Sugg.Ret.
6503568	2304-F	4"	\$2.75
6503567	2306-F	6"	4.25
6503569	2308-F	8"	6.75
6503570	2310-F	10"	10.75



**DOCK EDGE® CAST IRON DOCK CLEATS**

Traditional cast iron, hot dipped galvanized dock cleats. Mounting holes recessed with hexagonal shape to stop head of carriage bolt from turning, eliminating need to use two wrenches when mounting. Sold individually.

Order #	Mfg. #	Length	Sugg.Ret.
6503251	2804-F	4"	\$2.50
6503252	2806-F	6"	3.25
6503253	2808-F	8"	7.75
6503254	2810-F	10"	12.99



**DOCK EDGE® CAST ALUMINUM DOCK CLEATS**

Sand blasted for clean gray matte finish. Designed with extra wide footprint for added strength. Enlarged counter-sink hole for easy installation with socket. Can be through bolted or lag bolted.

Order #	Mfg. #	Length	Sugg.Ret.
6503193	2409-F	9"	\$19.25
6503194	2413-F	13"	47.99
6503195	2406-F	6"	6.75
6503196	2408-F	8"	12.99
6503197	2410-F	10-1/2"	17.25



# DOCK EDGE<sup>®</sup> **ME**



## DOCK EDGE<sup>®</sup> LINE HOLDER

Molded PVC with UV inhibitors prevent cracking or deteriorating & ensure longer life. Mounts easily with three screws. Use 1.5" or 2" screws for secure mount.

Order #	Mfg. #	Sugg. Ret.
6503200	91-409-F	\$7.99

## DOCK EDGE<sup>®</sup> FLIP UP<sup>™</sup> RING



Folds down to low-profile base & flips up for easy use. Smooth, rounded surfaces. Marine-grade aluminum construction. White polyester powder-coat finish. Use on small runabouts or personal watercraft. 3-1/2".

Order #	Mfg. #	Sugg. Ret.
6503308	2603W-F	\$11.75

## DOCK EDGE<sup>®</sup> THE FLIP UP CLEAT



For special applications where safety on dock is a concern. Conveniently flips up for easy use & folds down to low-profile base when not in use.

Order #	Mfg. #	Length	Sugg. Ret.
<b>WHITE</b>			
6502462	2606W-F	6"	\$23.75
6502463	2608W-F	8"	39.25
<b>POLISHED ALUMINUM</b>			
6503370	2603P-F	3-1/2"	12.99
6503373	2606P-F	6"	25.75
6503374	2608P-F	8"	42.50

## DOCK EDGE<sup>®</sup> MOORING RING



Economical, strong mooring ring. Durable white polyester powder-coated finish.

Order #	Mfg. #	Sugg. Ret.
6502464	87-108-F	\$8.50

## DOCK EDGE<sup>®</sup> PORTABLE DOCK CLEAT



Steel rod & welded construction. White polyester coating. Slide between dock boards, twist 90°. For times when cleats are in wrong place or for spring lines.

Order #	Mfg. #	Sugg. Ret.
6502466	91-107-F	\$13.50

## DOCK EDGE<sup>®</sup> SOLAR DOCK CLEAT<sup>™</sup>



Cast aluminum alloy chassis. Wide, sturdy base footprint. Features 5 super bright white LEDs for side & base illumination (18000 milli Candela each). Polycarbonate side lenses. Epoxy Monocrystalline solar panel. Rechargeable, replaceable AAA (Ni-MH) battery. Waterproof to standard IP65. Up to 12 hours of illumination from single charge. Automatic On-at-Dusk operation. Viewing distance: Up to 325 feet. Optimal working temps: -4°F - 140°F. Size: 3"Hx10"Wx3.9"D.

Order #	Mfg. #	Sugg. Ret.
6503522	96-288-F	\$41.99



## GREENFIELD KWIK GRIP

Self-locking marine cleat. Ideal for securing deck & dock lines, fenders, anchor & mooring lines and deck accessories. Just pull the rope to lock. Spring loaded cam lock. Can use with one hand. One quick tug and load is secure. Reduces risk of horizontal release. Made of corrosion-resistant T-6061 aircraft aluminum with a durable clear coat finish. Stainless mounting hardware.



Order #	Mfg. #	Max. Rope	Sugg. Ret.
6503358	R-701-12	1/2"	\$33.25



## HANDI-MAN<sup>®</sup> RHINO GRIP<sup>™</sup> MULTI-PURPOSE TARP CLIPS

Heavy-duty fiberglass-filled nylon construction for strength & toughness. Powerful tooth design on jaws for impressive gripping strength. Adjustable tension on jaws for different types of use. Attachment Options include: 1/2" slot for webbing, hole for 1/2" rope, & hook for wide range of fastening options. Acts as an instant grommet. Ideal for use with tarps, plastic sheeting, drop cloths, canopies, work shelters, emergency shelters, camping shelters, boat covers, tent repair, pet food bags, snack bags, shaded cloths, awnings, pool covers, bbq covers, tie downs, hanging up equipment, & more. **NOTE:** 50-Piece display box is individually bar-coded



Order #	Mfg. #	Type	Sugg. Ret.
6503573	4010	4-Pack Blister Card	\$8.99
6503574	984010	50-Piece Counter Display Box	162.99

# PERKO<sup>™</sup>

## PERKO<sup>®</sup> BOW CHOCKS

Chrome-plated zinc alloy. Sold in pairs. 7/8" width.



Order #	Mfg. #	Max. Rope	Lgth.	Ct.	Sugg. Ret.
<b>SKENE CHOCK</b>					
6500577	1223DP0CHR	1/2"	3-1/2"	2	\$11.50

## PERKO<sup>®</sup> OPEN BASE CLEATS

Zinc alloy.



Order #	Mfg. #	Max Rope	Length	Ct.	Sugg. Ret.
<b>CHROME PLATED</b>					
6500592	1188DP4CHR	5/16"	4"	2	\$29.25
6500593	1188DP6CHR	7/16"	6"	1	20.50

## PERKO<sup>®</sup> CHROME-PLATED ZINC CLEATS WITH BLACK PLASTIC BASE

Order #	Mfg. #	Max Rope	Lgth.	Ct.	Sugg. Ret.
<b>OPEN BASE</b>					
6500545	1306DP1CHR	3/8"	4-1/2"	2	\$22.99
6500518	1306DP2CHR	1/2"	6"	1	20.50
<b>CLOSED BASE</b>					
6500543	1305DP1CHR	3/8"	4-1/2"	2	22.99



Trolling Motors
Audio/ Instruments
Depth Finders/GPS
Vests/ Cushions
Water Sports
Safety/ Optics
Boat Access.
Mooring/ Docking
Hardware
Lighting
Boat Seats
Boat Covers
Fuel
Trailers/ ATV Access.
Pumps
Electrical
Maintenance
Controls/ Steering
Motor Access.
Camping
Cutlery

Trolling Motors

# PERKO<sup>®</sup>

## PERKO<sup>®</sup> CHROME-PLATED ZINC CLOSED BASE CLEATS -



Order #	Mfg. #	Max Rope	Lgth.	Ct.	Sugg.Ret.
6500727	0566DP2CHR	5/16"	2"	2	\$10.99

Audio/ Instruments

Depth Finders/GPS

Vests/ Cushions

## PERKO<sup>®</sup> ALUMINUM CLEATS



Sold in singles.

Order #	Mfg. #	Max Rope	Size	Ct.	Sugg.Ret.
<b>OPEN BASE</b>					
6500719	0545DP8ALU	5/8"	8"x2-5/8"x1-7/8"	1	\$20.25
<b>CLOSED BASE</b>					
6500715	0545DP3ALU	1/4"	3"x1-1/2"x5/8"	2	19.99
6500716	0545DP4ALU	5/16"	4"x1-5/8"x3/4"	2	23.50
6500718	0545DP6ALU	7/16"	6"x2-1/4"x7/8"	1	14.75

Boat Access.

# SEADOG<sup>®</sup> LINE



## SEA-DOG<sup>®</sup> LINE HEAVY DUTY CLEAT

Constructed of injection molded nylon. Open base design. Black.

Order #	Mfg. #	Size	Fastener	Sugg.Ret.
6503484	043360-1	6-1/16"L	1/4" FH	\$5.75
6503544	043340-1	4-1/2"L	#10 FH	3.50

Mooring/ Docking

Hardware

Lighting

Boat Seats

## SEA-DOG<sup>®</sup> LINE 4-HOLE CLEAT

Die cast zinc chrome plated construction.



Order #	Mfg. #	Size	Fastener	Sugg.Ret.
6503492	044104-1	4-1/2"Lx1-1/16"H	#8 FH	\$6.50
6503498	044106-1	6"Lx1-3/8"H	#10 FH	8.25

Boat Covers

Fuel

Trailers/ ATV Access.

## SEA-DOG<sup>®</sup> LINE OPEN BASE ZINC CLEAT

Die cast zinc chrome plated construction.



Order #	Mfg. #	Size	Fastener	Sugg.Ret.
6503507	044604-1	4"Lx1-1/4"H	#10 FH	\$6.75
6503512	044606-1	6"Lx1-9/16"H	#10 FH	15.25

Pumps

Electrical

## SEA-DOG<sup>®</sup> LINE OPEN BASE NYLON CLEAT - BLACK

Injection molded nylon construction. Designed w/molded-in recess in base, trapping the sealant in place providing greater water tight seal.



Order #	Mfg. #	Size	Fastener	Sugg.Ret.
6503514	043065-1	6-1/2"Lx1-3/8"H	#12 FH	\$5.25
6503543	043040-1	4"Lx7/8"H	#8 FH	3.75

Motor Access.

## SEA-DOG<sup>®</sup> LINE ZIG ZAG CLEAT

Simply weave rope around cleat arms. No knots needed. Fits line up to 3/4". Great for fender lines, trailer covers, & utility lines.



Order #	Mfg. #	Size	Fastener	Sugg.Ret.
<b>INJECTION MOLDED NYLON FITS LINE UP TO 3/4"</b>				
6503517	043540-1	4"Lx15/16"Hx1-3/4"W	#1/4 FH	\$7.99

Camping

Cutlery



## SEA-DOG<sup>®</sup> LINE OPEN BASE CLEAT - FLAT HEAD

Hot dipped galvanized iron construction. Interchangeable w/Wilcox<sup>®</sup> 401 cleats.

Order #	Mfg. #	Size	Fastener	Sugg.Ret.
6503542	040106-1	6"Lx1-3/8"H	1/4" Bolt	\$4.75



## SEA-DOG<sup>®</sup> LINE FOLDING 17-4PH D-RING

316 Stainless steel base. 1/4" FH fastener. 1/4" Thickness. Dimensions: 2-1/8"L (open); 7/8"L (closed) x 1-3/16"W.

Order #	Mfg. #	Sugg.Ret.
6503545	048610-1	\$22.50



## SUNCOR FLAGPOLE CLEAT

316 stainless steel, precision-cast.



Order #	Mfg. #	Length	Sugg.Ret.
6502259	C3103-0000	2-1/2"	\$2.25
6502260	C3104-0000	4-1/2"	3.99

## SUNCOR HERRESHOFF CLEATS

316 stainless steel, precision-cast.



Order #	Mfg. #	Length	Sugg.Ret.
6502257	C3106-0000	6"	\$13.50
6502258	C3108-0000	8"	21.75

## SUNCOR TRIMLINE CLEAT

316 stainless steel, precision-cast.



Order #	Mfg. #	Length	Sugg.Ret.
6502261	C3204-0000	4"	\$11.75

## SUNCOR WIRE ROPE CLIPS

316 SS, precision-cast.



Order #	Mfg. #	Wire Size	Sugg.Ret.
6502251	C0122-FS05-2	3/16"	\$7.75
6502253	C0122-FS08	5/16"	3.75

## SUNCOR UTILITY WALL CLIP

316 SS, precision-cast.



Order #	Mfg. #	Size	Sugg.Ret.
6502454	CO230-0000	1-1/4"x1-3/4"	\$12.99



## WHITECAP SKENE BOW CHOCKS

Use #10 fasteners. 1/2" line size. 316 SS.



Order #	Mfg. #	Length	Ct.	Sugg.Ret.
6502316	6113 C	4-1/2"	Pair	\$31.75



**WHITECAP CLEATS**

Order #	Mfg #	Length	Height	Fastener	Sugg.Ret.
<b>HOLLOW BASE CLEATS (EA) STAINLESS STEEL</b>					
6502287	6009C	6"	1-1/4"	1/4"	\$14.50
6502288	6010C	8"	1-9/16"	1/4"	22.75
6502289	6011C	10"	2-1/16"	5/16"	39.75
<b>CLEATS (PR) - BLACK - NYLON</b>					
6502367	3433BP	4-1/4"	1"	#10	5.25
6502368	3421BP	6"	1-1/4"	1/4"	6.25
6502369	3439BP	8"	1-11/16"	5/16"	13.75
<b>GALVANIZED DOCK CLEATS (EA) - STEEL</b>					
6502317	S-1520	6"	1-1/8"	5/16"	2.99
6502318	S-1521	8"	1-5/8"	3/8"	8.75
6502319	S-1522	10"	1-15/16"	7/16"	13.99

**WHITECAP BLUE WATER SERIES E-Z PULL UP CLEATS**



No saw needed to install. Drill & drop into place. No special socket lengths needed to affix nuts when installing lock nuts. 316 stainless steel.

Order #	Mfg. #	Length	Max. Rope Dia.	Sugg.Ret.
6503408	6704CBLUE	4-1/2"	5/8"	\$48.25
6503409	6709CBLUE	6"	7/8"	70.99

**WHITECAP E-Z PUSH-UP CLEATS**



No saw needed to install. Drill & drop in place. Standard length threads. 316 SS construction.

Order #	Mfg #	Length	Max. Rope Dia.	Sugg.Ret.
6503288	6804CBLUE	4.5"	1"	\$61.99



**WORTH MOORMATE® CLEAT**



Flush-mounted recessed boat cleat. Retractable mooring line eliminates loose tie-down & docking ropes. Solid SS. Surface plate: 2"x6-1/2", requires 4-3/4" below deck. Can be installed from surface. Includes 9' of self-retracting docking rope.

Order #	Mfg. #	Type	Sugg.Ret.
6501659	19000	Cleat	\$98.25

**DECK, RAIL & STANCHION FITTINGS**



**ATTWOOD® 60° RECTANGULAR BASE STAINLESS STEEL**

Provides intermediate support or starting/ending point for bow & stern rails. Includes two 1/4"-28 cone-point set screws for connection to tubing. Four holes for #10 screws. 7/8" OD tubing.

Order #	Mfg. #	Base Size	Sugg.Ret.
6503205	66042-3	3"x1-3/4"	\$12.75

**ATTWOOD® 90° RECTANGULAR BASE-STAINLESS STEEL**



Includes two 1/4"-28 cone-point set screws for connection to tubing. 4 holes for #10 screws. 7/8" OD tubing.

Order #	Mfg. #	Base Size	Sugg.Ret.
6503206	66041-3	3"x1-3/4"	\$18.75

**ATTWOOD® 90° ROUND BASE-STAINLESS STEEL**



Includes two 1/4"-28 cone-point set screws for connection to tubing. 3 holes for #10 screws. 7/8" OD tubing.

Order #	Mfg. #	Base Size	Sugg.Ret.
6503207	66039-3	2-5/8" dia.	\$18.99

**ATTWOOD® 60° ROUND BASE-STAINLESS STEEL**



Provides intermediate support or starting/ending point for bow & stern rails. Includes two 1/4"-28 cone-point set screws for connection to tubing & 3 #10 fasteners. Requires 3 holes for mounting.

Order #	Mfg. #	Size	Weight	Sugg.Ret.
6500048	66040-3	7/8" OD Tube	7-1/4 oz.	\$18.01

**ATTWOOD® 60° CENTER STANCHION STAINLESS STEEL**



Pre-drilled for two #10 screws. 1/4"-28 cone point set screw included.

Order #	Mfg. #	Size	Sugg.Ret.
6500002	66352-3	7/8" OD Tube	\$20.99

**ATTWOOD® HAND RAIL STANCHION-STAINLESS STEEL**



Set at 60° center. Excellent for cabin top, dash, side or stern hand rails. Pre-drilled for two #10 screws. 1-1/2"H. Wt. 5 oz.

Order #	Mfg. #	Type	Size	Sugg.Ret.
6503203	66080-3	Forward	7/8" OD Tube	\$15.99
6503204	66081-3	Aft	7/8" OD Tube	14.25
6500005	66079-3	Center	7/8" OD Tube	15.75

**ATTWOOD® 90° TEE-STAINLESS STEEL**



Cast 316 SS. Mounting screws included.

Order #	Mfg. #	Size	Weight	Sugg.Ret.
6500051	66043-3	7/8" OD Tube	4-1/2 oz.	\$19.25

**ATTWOOD® 90° ELBOW-STAINLESS STEEL**



Provides step-up or step-down in rail height, or connection of rail to end support. Includes two 1/4"-28 cone-point set screws.

Order #	Mfg. #	Size	Sugg.Ret.
6500003	66076-3	7/8" OD Tube	\$16.50



**JET TECHNOLOGIES FENCE RISER KIT**



Designed to keep the pontoon fencing off the carpet. Risers will help double the life of the pontoon carpet. Risers help prevent the build-up of mold and dirt around the edge of the pontoon fencing. 26 per pack.

Order #	Mfg. #	Sugg.Ret.
6503438	7039-KIT	\$8.99

Trolling Motors

Audio/ Instruments

Depth Finders/GPS

Vests/ Cushions

Water Sports

Safety/ Optics

Boat Access.

Mooring/ Docking

Hardware

Lighting

Boat Seats

Boat Covers

Fuel

Trailers/ ATV Access.

Pumps

Electrical

Maintenance

Controls/ Steering

Motor Access.

Camping

Cutlery



**WHITECAP  
60° RECTANGULAR BASES**

Tube O.D.: 7/8". Fastener: #10 (4).

Order #	Mfg. #	Base	Material	Sugg.Ret.
6503318	6042C	3"x1-3/4"	316 SS	\$17.99
6503334	S-1465C	1-5/8"x2-3/4"	C.P. Zamac	9.50



**WHITECAP  
90° RECTANGULAR BASES**

Tube O.D.: 7/8". Fastener: #10 (4).

Order #	Mfg. #	Base	Material	Sugg.Ret.
6503319	6041C	3"x1-3/4"	316 SS	\$17.99
6503335	S-1466C	1-5/8"x2-3/4"	C.P.Zamac	9.50



**WHITECAP  
60° ROUND BASES**

Tube O.D.: 7/8". Fasteners: #10 (3).

Order #	Mfg. #	Diameter	Material	Sugg.Ret.
6503320	6040C	2-1/2"	316 SS	\$17.99
6503336	S-1467C	2-5/8"	C.P. Zamac	9.50



**WHITECAP  
90° ROUND BASES**

Tube O.D.: 7/8". Fasteners: #10 (3).

Order #	Mfg. #	Diameter	Material	Sugg.Ret.
6503337	S-1468C	2-5/8"	C.P. Zamac	\$7.99



**WHITECAP  
AFT HANDRAIL STANCHIONS**

Tube O.D: 7/8". Fasteners: #10 (2).

Order #	Mfg. #	Height	Material	Sugg.Ret.
6503321	6081C	1-1/2"	316 SS	\$14.99
6503342	S-1488C	1-1/2"	C.P. Zamac	7.25



**WHITECAP  
FORWARD HANDRAIL STANCHIONS**

Tube O.D.: 7/8" Fasteners: #10 (2).

Order #	Mfg. #	Height	Material	Sugg.Ret.
6503322	6080C	1-1/2"	316 SS	\$14.99



**WHITECAP  
CENTER HANDRAIL STANCHIONS**

Tube O.D.: 7\*8". Fasteners: #10 (2).

Order #	Mfg. #	Height	Material	Sugg.Ret.
6503323	6079C	1-1/2"	316 SS	\$14.99
6503343	S-1489C	1-1/2"	C.P. Zamac	7.25



**WHITECAP  
TEES**

Tube O.D.: 7/8".

Order #	Mfg. #	Material	Sugg.Ret.
6503324	6043C	316 SS	\$15.25
6503338	S-1443C	C.P. Zamac	9.50
6503340	S-1441C	C.P. Zamac	7.75


**WHITECAP  
ELBOW**

Tube O.D.: 7/8".



Order #	Mfg. #	Material	Sugg.Ret.
6503339	S-1491C	C.P. Zamac	\$7.25

**FASTENERS & FASTENER KITS**



**GARELICK EEZ-IN  
TOGGLER BRAND TOGGLE BOLT ANCHORS**

Ideal for securing seat pedestal bases, stanchions, etc. to decks; or any accessory to cabin walls. May be used in any thickness deck or cabin. 3/8" - 22-1/2", 304 alloy corrosive-resistant stainless steel.

Order #	Mfg. #	Packed	Sugg.Ret.
5600241	21022:01	1 Pair	\$17.75
5602520	21026:01	6 Pack	37.99



**HANDI-MAN®  
MATE'S MASTER MARINER KIT**

Contains 30 of popular marine fasteners - Machine Screws, Tapping Screws, Hex Nuts, Flat, Finish & Lock Washers. **TOTAL 1120 PIECES.**

SIZE	QTY.	SIZE	QTY.
<b>PAN PHILLIPS TAPPING SCREWS - SS</b>		<b>ROUND PHILLIPS MACHINE SCREWS - SS</b>	
6x3/4	50	10-24x1	30
8x3/4	50	10-24x1-1/2	30
8x1	50	1/4-20x1-1/2	20
8x1-1/4	30	1/4-20x2	10
8x1-1/2	30	<b>FLAT WASHERS - SS</b>	
10x1	30	#10	50
10x1-1/2	20	1/4	50
<b>OVAL PHILLIPS MACHINE SCREWS - SS</b>		<b>FINISH WASHERS - SS</b>	
10-24x1	30	#10	50
10-24x2	20	1/4	50
1/4-20x1-1/2	20	<b>LOCK WASHERS - SS</b>	
1/4-20x2	10	#10	50
6x3/4	50	1/4	30
8x3/4	50	<b>HEX NUTS</b>	
8x1	50	10-24	100
8x1-1/4	30	1/4-20	60
8x1-1/2	30		
10x1	30		
10x1-1/2	20		

Order #	Mfg. #	Sugg.Ret.
6502036	WMMK2	\$144.75

**HANDI-MAN®  
BOSUN'S MASTER MARINER KIT**

Contains 16 different sizes of the most popular Oval and Pan Phillips® Stainless Steel Tapping Screws. **560 TOTAL PIECES.**



SIZE	QTY.	SIZE	QTY.
<b>OVAL PHIL T/S</b>		<b>PAN PHIL T/S</b>	
6x3/4	50	6x3/4	50
6x1	50	8x1/2	50
8x3/4	50	8x3/4	50
8x1	30	8x1	30
8x1-1/2	30	8x1-1/2	30
10x1	30	10x3/4	30
10x1-1/2	20	10x1	20
12x2	20	10x1-1/2	20

Order #	Mfg. #	Sugg.Ret.
6502035	WMMK1	\$85.25



**HANDI-MAN® MASTER'S MASTER MARINER KIT**

Contains 51 of popular marine fasteners. **TOTAL OF 1655 PIECES.**



SIZE	QTY.	10-24x1-1/2	20
<b>PAN PHILLIPS TAPPING SCREWS - SS</b>		10-24x2	20
6x1/2	50	1/4-24x1	20
6x3/4	50	1/4-20x1-1/2	10
6x1	50	1/4-20x2	10
8x1/2	50	<b>SIZE</b>	<b>QTY.</b>
8x3/4	50	<b>LOCK WASHERS - SS</b>	
8x1	30	#8	50
8x1-1/2	30	#10	50
10x3/4	30	1/4"	50
10x1	20	<b>FINISH WASHERS - SS</b>	
<b>OVAL PHILLIPS TAPPING SCREWS - SS</b>		#8	20
6x3/4	50	#10	20
6x1	30	1/4	20
8x3/4	50	<b>FLAT WASHERS - SS</b>	
8x1	30	#8	50
8x1-1/4	30	#10	50
8x1-1/2	30	1/4	50
10x1	20	<b>LOCK NUTS - SS</b>	
10x1-1/2	20	8-32	50
<b>OVAL PHILLIPS MACHINE SCREWS - SS</b>		10-24	50
10-24x1	20	1/4-20	35
10-24x1-1/2	20	<b>COTTER RINGS - SS</b>	
10-24x2	20	7/16	10
1/4-20x1-1/2	15	5/8	10
1/4-20x2	10	3/4	10
1/4-20x2-1/2	10	<b>COTTER PINS</b>	
<b>PAN PHILLIPS MACHINE SCREWS - SS</b>		1/16x1	20
8-32x3/4	30	3/32x2	20
8-32x1	30	1/8x2	20
		<b>HEX NUTS - SS</b>	
		8-32	60
		10-24	100
		1/4-20	55

Order #	Mfg. #	Sugg.Ret.
6502037	WMMK3	\$276.75



**HANDI-MAN® STAINLESS STEEL FASTENER KIT**

**CONTAINS:** 8 ea. 8-32x1, 6 ea. 10-24x1-1/2, 4 ea. 1/4-20x1, 8 ea. 8-32 hex nut, 6 ea. 10-24 hex nut, & 4 ea. 1/4-20 hex nut.

Order #	Mfg. #	Sugg.Ret.
6503468	970203	\$5.25

**HANDI-MAN® PHILLIPS MACHINE SCREWS HEAVY-DUTY SHOP KIT**

24 sizes; 975 pieces. Stainless steel. 18"x3"x12" heavy-duty steel drawers. Identification label.



SIZE	QTY.	SIZE	QTY.
<b>OVAL HEAD</b>		10-24x1	50
8-32x3/4	50	10-24x1-1/2	25
8-32x1	50	1/4-20x1	50
10-24x3/4	50	1/4-20x1-1/2	25
10-24x1	50	1/4-20x2	25
10-24x1-1/2	25	<b>PAN HEAD</b>	
1/4-20x1	50	8-32x3/4	50
1/4-20x1-1/2	25	8-32x1	50
1/4-20x2	25	10-24x3/4	50
<b>FLAT HEAD</b>		10-24x1	50
8-32x3/4	50	10-24x1-1/2	25
8-31x1	50	1/4-20x1	50
10-24x3/4	50	1/4-20x1-1/2	25
		1/4-20x2	25

Order #	Mfg. #	Sugg.Ret.
6503265	WMA-2	\$308.75

**HANDI-MAN® NUTS & WASHERS HEAVY-DUTY SHOP KIT**

24 sizes, 1,850 pieces. SS. 18"x3"x12" heavy-duty steel drawers. Identification label.



SIZE	QTY.	SIZE	QTY.
<b>MACH. SCR. NUTS</b>		<b>LOCK NUTS</b>	
8-32	50	8-32	50
10-24	75	10-24	75
1/4-20	75	1/4-20	75
<b>FLAT WASHERS</b>		5/16-18	50
#8	100	3/8-16	50
#10	100	<b>LOCK WASHER</b>	
1/4	100	#8	100
5/16	50	#10	100
3/8	50	1/4	100
<b>FINISH WASHER</b>		5/16	50
#8	100	3/8	50
#10	100	<b>FENDER WASHER</b>	
1/4	100	#10x11/16	100
		1/4x1-1/4	100
		5/16x1-1/2	50

Order #	Mfg. #	Sugg.Ret.
6503266	WMA-3	\$308.75

**HANDI-MAN® HEX CAP SCREWS & NUTS HEAVY-DUTY SHOP KIT**

24 sizes, 350 pieces. SS screws and nuts. 18"x3"x12" heavy-duty steel drawers. Identification label.



SIZE	QTY.	SIZE	QTY.
<b>CAP SCREW</b>		5/16-18x3	5
1/4-20x1/2	20	3/8-16x3/4	20
1/4-20x3/4	20	3/8-16x1	20
1/4-20x1	20	3/8-16x1-1/2	20
1/4-20x1-1/2	10	3/8-16x2	10
1/4-20x1-1/4	10	3/8-16x2-1/2	10
1/4-20x2	10	3/8-16x3	5
1/4-20x2-1/2	10	3/8-16x3-1/2	5
1/4-20x3	5	3/8-16x4	5
5/16-18x1	20	<b>FINISH NUT</b>	
5/16-18x1-1/2	10	1/4-20	35
5/16-18x2	10	5/16-18	25
5/16-18x2-1/2	10	3/8-16	35

Order #	Mfg. #	Sugg.Ret.
6502359	WMA-4	\$308.75



www.ellettbrothers.com

Trolling Motors

Audio/ Instruments

Depth Finders/GPS

Vests/ Cushions

Water Sports

Safety/ Optics

Boat Access.

Mooring/ Docking

Hardware

Lighting

Boat Seats

Boat Covers

Fuel

Trailers/ ATV Access.

Pumps

Electrical

Maintenance

Controls/ Steering

Motor Access.

Camping

Cutlery



**NEW**

**HANDI-MAN® BOATERS "FIX IT" KIT**

75-Piece kit includes: Compression cable clamp ties (4" & 8" for wire, soft hoses & lines), Black vinyl electrical tape, AGC glass fuse (10, 15, 20 & 30AMP), ATC blade fuse (10, 15, 20 & 30AMP), ATM mini blade fuse (10, 15, & 20AMP), Wire nuts (blue & yellow), Blue 18-14 AWG instant tap connectors, Snap fastener extenders, Snap fastener screw studs (#8 x 5/8"), #10 SS Phillips oval head self-tapping screws (1" & 1-1/2"), #10 SS finishing cup washers, 10-24 SS Phillips oval head machine screws (1" & 2"), 10-24 SS hex nuts, 1/4"-20 SS Phillips pan head machine screws (1" & 2"), 1/4"-20 SS hex nuts, & 1/4" SS flat washers. Kit Dimensions: 1-1/2"x7"x3-1/2".



Order #	Mfg. #	Sugg.Ret.
6503571	WMMK8	\$25.50

**HANDI-MAN® PHILLIPS SELF TAPPING OVAL HEAD HEAVY-DUTY SHOP KIT**

24 sizes, 1,620 pieces. Stainless steel. 18"x3"x12" heavy-duty steel drawers. Identification label.

SIZE	QTY.	SIZE	QTY.
<b>ALL OVAL HEAD</b>			
4x1/2	100	10x1	50
4x3/4	100	10x1-1/4	50
6x1/2	100	10x1-1/2	50
6x3/4	100	10x2	50
6x1	100	12x3/4	50
8x1/2	100	12x1	50
8x3/4	100	12x1-1/2	50
8x1	100	12x2	25
8x1-1/4	100	14x1	25
8x1-1/2	50	14x1-1/2	25
10x1/2	100	14x2	25
10x3/4	100	14x3	20

Order #	Mfg. #	Sugg.Ret.
6503264	WMA-8	\$308.75

**HANDI-MAN® SNAP FASTENER KIT-CANVAS**

Contains: 1 ea. snap tool & die; 20 ea. cap & socket; 20 ea. stud & eyelet; 20 ea. stud wood screw.



Order #	Mfg. #	Sugg.Ret.
6502364	MK-802	\$31.99

**HANDI-MAN® BLIND FASTENER**

Brass inserts.



Order #	Mfg. #	Size	Pack	Sugg.Ret.
6500392	466	8-32x1/2	3	\$2.99
6500393	472	10-24x3/4	3	1.99
6500394	469	1/4-20x1	3	4.50

**HANDI-MAN® DELUXE BOAT REPAIR KIT**

Contains 168 commonly used repair & replacement stainless steel fasteners. Ideal for every boater.



SIZE	QTY.	SIZE	QTY.
<b>PHILLIPS OVAL SELF-TAP</b>			
6x3/4	8	<b>SL. OVAL WOOD</b>	
8x1	8	4x1/2	8
<b>PHILLIPS PAN SELF-TAP</b>			
8x3/4	12	8x1	8
<b>PHILLIPS FLAT SELF-TAP</b>			
6x3/4	8	<b>HEX NUT</b>	
8x1	8	6-32	8
<b>PHILLIPS OVAL MACHINE</b>			
8-32x3/4	8	8-32	12
10-24x1	8	10-24	8
<b>PHILLIPS FLAT MACHINE</b>			
6-32x3/4	8	<b>FINISH WASHER</b>	
8-32x1	8	#6	12
		#8	28
		#10	8

Order #	Mfg. #	Sugg.Ret.
6502034	MK900	\$18.75

**PERKO®**



**PERKO® FASTENERS**

Durable type fasteners. **Canvas to surface** use: 0869,0896 & 0898. **Canvas to canvas** use: 0896,0898, 0901 & 0907. 100 pieces.

Order #	Mfg. #	Type	Sugg.Ret.
<b>SS 5/8" SELF TAPPING SCREW</b>			
5708315	0869000STS	Stud	\$88.25
<b>NICKEL PLATED BRASS</b>			
5708316	0901000NKL	Stud	18.25
5708317	0898000NKL	Socket	33.25
5708318	0896000NKL	Button	38.75
5708319	0907000NKL	Eyelet	22.75

**SEA DOG® LINE**

**SEA-DOG® LINE ANTI-RATTLE FASTENER**

Sand cast chrome plated brass construction. Requires #10 FH fastener.



Order #	Mfg. #	Size	Sugg.Ret.
6503494	222110-1	4-1/2"Lx1-1/16"Hx1-13/16"W	\$15.75

Trolling Motors

Audio/ Instruments

Depth Finders/GPS

Vests/ Cushions

Water Sports

Safety/ Optics

Boat Access.

Mooring/ Docking

Hardware

Lighting

Boat Seats

Boat Covers

Fuel

Trailers/ ATV Access.

Pumps

Electrical

Maintenance

Controls/ Steering

Motor Access.

Camping

Cutlery

**NEW**

**HANDI-MAN® BOAT COVER REPAIR KIT**

24-Piece kit includes canvas tool, snap extenders, screw studs, buttons, sockets, screw studs & more. Packaged in clamshell (3-1/2"Lx3-3/4"Wx3/4"D).



Order #	Mfg. #	Sugg.Ret.
6503572	561014	\$10.50



**SEA-DOG®  
CABLE CLAMP**

Die cast zinc chrome plated construction. Cable Dia.: 3/16".



Order #	Mfg. #	Size	Sugg.Ret.
6503513	091852-1	1-3/16"Lx11/16"W	\$3.50



**TAYLORMADE®  
DOT TYPE FASTENERS**

Standard snap-on/snap-off design. Snaps on and off in any direction.



Order #	Mfg. #	Type	Sugg.Ret.
<b>FEMALE FASTENER</b>			
6501326	401	Attaches to cloth (6 sets)	\$6.75
<b>MALE FASTENER</b>			
6501327	402	On wood screw (6 sets)	7.50
6501328	403	Attaches to cloth (10 sets)	6.75
6501329	404	On machine screw w/nut (4 Sets)	5.99

**TAYLORMADE®  
PULL THE DOT FASTENERS**

Specially designed for extra holding power. Push down on dot to lock; lift up dot to release.



Order #	Mfg. #	Type	Sugg.Ret.
<b>FEMALE FASTENER</b>			
6501330	16401	Attaches to cloth (4 sets)	\$8.99
<b>MALE FASTENER</b>			
6501331	16402	On wood screw (4 sets)	6.50
6501332	16403	Attaches to cloth (4 sets)	5.25

**TAYLORMADE  
DOT TYPE FASTENER  
INSTALLATION TOOL**

Die and setting tool, packaged as a set. Comes with complete instructions and is easy to use.



Order #	Mfg. #	Sugg.Ret.
6501778	1360	\$6.75

**HANDI-MAN  
SELF-TAPPING  
SCREWS  
PHILLIPS® OVAL HEAD**

SS with Phillips® oval head. Blister carded.



Order #	Mfg. #	Size	Pack	Sugg.Ret.
6500408	632	6x1-3/4	6	\$1.75
6500409	633	6x1	6	1.75
6500411	634A	6x1-3/4	6	1.75
6500412	635	8x1	4	1.75
6500413	636	8x1-1/4	4	1.75
6500414	638	10x3/4	5	1.99
6500368	639	10x1	4	1.99
6500416	640	10x1-1/4	4	1.99
6500369	641	10x1-1/2	4	1.99
6500370	642	12x1	4	2.75
6500419	643	12x1-1/2	4	2.75
6500371	644	12x2	4	2.75
6503144	646	14x1	4	2.75

Order #	Mfg. #	Size	Pack	Sugg.Ret.
6503146	647	14x1-1/2	4	2.75
6500421	648	14x2	3	2.75

BULK PACK				
Order #	Mfg. #	Size	Pack	Sugg.Ret.
6501450	B-632	6x3/4	100	7.99
6501451	B-633	6x1	100	9.50
6502084	B-633A	6x1-1/4	100	9.99
6502085	B-633B	6x1-1/2	100	11.75
6502086	B-634	8x1/2	100	7.99
6501386	B-634A	8x3/4	100	10.75
6501387	B-635	8x1	100	12.25
6501452	B-635A	8x1-1/2	100	15.50
6501388	B-636	8x1-1/4	100	12.99
6502089	B-637	8x2	100	23.50
6502090	B-637A	10x1/2	100	10.99
6501389	B-638	10x3/4	100	13.75
6501390	B-639	10x1	100	15.99
6501391	B-640	10x1-1/4	100	16.75

Order #	Mfg. #	Size	Pack	Sugg.Ret.
6501392	B-641	10x1-1/2	100	17.75
6501453	B-641A	10x2	100	21.50
6502093	B-641C	12x3/4	100	18.50
6501393	B-642	12x1	100	20.75
6501628	B-643	12x1-1/2	100	26.99
6501394	B-644	12x2	100	34.50
6501454	B-646	14x1	100	28.99
6501455	B-646A	14x1-1/4	100	31.25
6501456	B-647	14x1-1/2	100	35.99
6501630	B-648	14x2	100	46.99
6502095	B-648A	14x2-1/2	100	63.50
6502096	B-649	14x3	100	73.99

**PRICES ARE SUBJECT TO  
CHANGE WITHOUT NOTICE**

**SCREWS, NUTS, BOLTS & WASHERS**



**HANDI-MAN®  
SELF-TAPPING SCREW KIT-  
OVAL HEAD**

CONTAINS: (24) 6x1, (18) 8x3/4, (8) 8x1-1/4, (10) 10x1-1/2, (8) 12x2.

Order #	Mfg. #	Sugg.Ret.
6500309	HP-102	\$13.75



**HANDI-MAN®  
SELF-TAPPING SCREW KIT-  
PAN HEAD**

CONTAINS: (24) 6x1, (18) 8x3/4, (8) 8x1-1/4, (10) 10x1-1/2, (8) 12x2.

Order #	Mfg. #	Sugg.Ret.
6500308	HP-101	\$13.99



**HANDI-MAN®  
SELF-TAPPING SCREWS FLAT HEAD**

Stainless steel with Phillips® flat head.



Order #	Mfg. #	Size	Pack	Sugg.Ret.
<b>BULK PACK</b>				
6502063	B-656	4x1/2	100	\$5.25
6502064	B-659	6x1/2	100	5.99
6502065	B-660	6x3/4	100	6.75
6501466	B-660A	6x1	100	7.75
6502066	B-660C	8x1/2	100	6.75
6501404	B-661	8x3/4	100	8.50
6501405	B-662	8x1	100	10.99
6501406	B-663	8x1-1/2	100	12.50
6502068	B-663C	8x2	100	17.99
6501407	B-664	10x3/4	100	12.99
6501408	B-665	10x1	100	13.50
6502071	B-665A	10x1-1/4	100	16.50
6501469	B-666	10x1-1/2	100	16.75
6502073	B-667A	10x2-1/2	100	25.99
6502075	B-668A	12x1	100	20.75
6501471	B-670	12x2	100	29.99
6502078	B-673	14x1	100	25.50

Trolling Motors

Audio/ Instruments

Depth Finders/GPS

Vests/ Cushions

Water Sports

Safety/ Optics

Boat Access.

Mooring/ Docking

Hardware

Lighting

Boat Seats

Boat Covers

Fuel

Trailers/ ATV Access.

Pumps

Electrical

Maintenance

Controls/ Steering

Motor Access.

Camping

Cutlery



Trolling Motors

Audio/ Instruments

Depth Finders/GPS

Vests/ Cushions

Water Sports

Safety/ Optics

Boat Access.

Mooring/ Docking

Hardware

Lighting

Boat Seats

Boat Covers

Fuel

Trailers/ ATV Access.

Pumps

Electrical

Maintenance

Controls/ Steering

Motor Access.

Camping

Cutlery

**HANDI-MAN SELF-TAPPING SCREWS PHILLIPS® PAN HEAD**

SS with Phillips® pan head.



Order #	Mfg. #	Size	Pack	Sugg.Ret.
6500373	604	8x3/4	4	\$1.75
6500400	602	6x3/4	6	1.75
6500401	605	8x1	4	1.75
6500402	606	8x1-1/4	4	1.75
6501598	608	10x3/4	5	1.99
6500403	609	10x1	4	1.99
6501601	610	10x1-1/4	4	1.99
6500404	611	10x1-1/2	4	1.99
6500405	612	12x1	4	2.75
6501599	613	12x1-1/2	2	2.75
6500406	614	12x2	4	2.75

**BULK PACK**

6502098	B-601B	6x1/2	100	6.75
6501395	B-602	6x3/4	100	7.25
6501396	B-603	6x1	100	8.50
6502099	B-603B	6x1-1/4	100	12.99
6501397	B-603A	8x1/2	100	7.50
6501457	B-604	8x3/4	100	10.75
6501398	B-605	8x1	100	10.99
6501458	B-606	8x1-1/4	100	14.50
6501459	B-605A	8x1-1/2	100	16.25
6501460	B-607	8x2	100	20.99
6502101	B-607A	10x1/2	100	11.25
6501399	B-608	10x3/4	100	12.25
6501400	B-609	10x1	100	16.50
6501461	B-610	10x1-1/4	100	18.75
6501401	B-611	10x1-1/2	100	20.99
6501462	B-611A	10x2	100	26.25
6502104	B-611C	12x3/4	100	17.75
6501402	B-612	12x1	100	21.25
6501463	B-613	12x1-1/2	100	26.99
6501403	B-614	12x2	100	30.99
6501464	B-616	14x1	100	31.99
6501465	B-616A	14x1-1/4	100	33.99
6502107	B-617	14x1-1/2	100	37.99
6502108	B-618	14x2	100	51.75

**HANDI-MAN® LAG SCREWS-BULK PACK**

18-8 Stainless steel.



Order #	Mfg. #	Size	Sugg.Ret.
<b>PACK OF 50</b>			
6501496	B-898	5/16x1	\$33.99
6503593	B-901F	3/8x1-1/2	49.99
6501498	B-902	3/8x2	56.99

**PACK OF 100**

6501495	B-896-100 PK	1/4x1-1/2	66.75
---------	--------------	-----------	-------

**HANDI-MAN® PHILLIPS® FLAT HEAD MACHINE SCREW-BULK PACK**

18-8 stainless steel.



Order #	Mfg. #	Size	Pack	Sugg.Ret.
6502112	B-774	8-32x1-1/2	100	\$16.25
6501488	B-775	10-24x1	100	14.99
6502117	B-777A	10-24x2-1/2	100	33.99
6501492	B-780	1/4-20x1-1/2	100	33.99

Order #	Mfg. #	Size	Pack	Sugg.Ret.
6501493	B-781	1/4-20x2	100	44.50
6502126	B-781A	1/4-20x2-1/2	100	65.99
6502127	B-784	1/4-20x4	50	44.25
6502130	B-785B	5/16-18x2	50	43.99

**HANDI-MAN® PHILLIPS® PAN HEAD MACHINE SCREW-BULK**

Stainless steel.



**PACK OF 100**

Order #	Mfg. #	Size	Sugg.Ret.
6502150	B-748	6-32x1	\$8.75
6502151	B-750	8-32x3/4	11.25
6502152	B-751	8-32x1	13.99
6502156	B-753A	10-24x1/2	10.99
6502157	B-754	10-24x3/4	14.50
6502158	B-755	10-24x1	17.25
6502159	B-756	10-24x1-1/2	24.50
6502161	B-757	10-24x2	26.99
6502162	B-758	10-24x3	34.75
6502163	B-758B	10-32x3/4	12.99
6502164	B-758C	10-32x1	15.99
6502165	B-758D	10-32x1-1/2	17.99
6502167	B-758F	1/4-20x1/2	20.75
6502168	B-758H	1/4-20x3/4	30.75
6502169	B-759	1/4-20x1	32.50
6502170	B-760	1/4-20x1-1/2	43.75
6502172	B-761	1/4-20x2	48.99
6502173	B-763	1/4-20x3	70.75

**PACK OF 50**

6502174	B-764	1/4-20x4	52.99
---------	-------	----------	-------

**HANDI-MAN® HEX HEAD CAP SCREW-BULK PACK**

18-8 stainless steel.



**PACK OF 50**

Order #	Mfg. #	Size	Sugg.Ret.
6502057	B-851	5/16-18x1	\$30.25
6502058	B-852	5/16-18x1-1/2	45.99
6502060	B-854	5/16-18x2-1/2	54.99
6502061	B-855	5/16-18x3	90.50

**PACK OF 100**

6502050	B-841	1/4-20x3/4	31.75
6501962	B-842	1/4-20X1	41.99
6501963	B-842A	1/4-20X1-1/4	42.50
6501964	B-843	1/4-20X1-1/2	54.99
6501965	B-844	1/4-20X2	59.99
6502054	B-845	1/4-20x2-1/2	60.25
6502055	B-846	1/4-20x3	87.25

**HANDI-MAN® PHILLIPS® OVAL HEAD MACHINE SCREW-BULK PACK**

18-8 stainless steel



**PACK OF 100**

Order #	Mfg. #	Size	Sugg.Ret.
6501475	B-694	8-32x1-1/2	\$15.75
6501477	B-694C	10-24x3/4	11.99
6501478	B-695	10-24x1	15.75
6501479	B-696	10-24x1-1/2	21.99

**PACK OF 100**

6501480	B-697	10-24x2	26.75
6501637	B-698	10-24x3	39.99
6501481	B-702	1/4-20x1	23.50
6502144	B-702A	1/4-20x1-1/4	37.99
6501482	B-703	1/4-20x1-1/2	40.99
6502145	B-703A	1/4-20x1-3/4	42.50
6501483	B-704	1/4-20x2	58.99
6502146	B-704A	1/4-20x2-1/2	60.75
6501638	B-705	1/4-20x3	73.99



**HANDI-MAN® MACHINE SCREW WITH NUT PHILLIPS® OVAL HEAD**

Stainless steel.

Order #	Mfg. #	Size	Pack	Sugg.Ret.
6500372	703	1/4-20x1-1/2	3	\$2.75
6500374	692	6-32x1	6	1.99
6500375	693	8-32x1	6	1.99
6500377	695	10-24x1	5	2.50
6500378	696	10-24x1-1/2	3	1.99
6500379	697	10-24x2	4	2.75
6500380	704	1/4-20x2	3	2.75
6500381	705	1/4-20x3	2	2.75
6500382	707	1/4-20x4	2	3.99



**HANDI-MAN® MACHINE SCREW WITH NUT PHILLIPS® ROUND HEAD**

Stainless steel.

Order #	Mfg. #	Size	Pack	Sugg.Ret.
6501618	751	8-32x1	4	\$1.75
6501619	752	8-32x1-1/2	6	1.99
6501620	761	1/4-20x2	3	2.50
6501621	763	1/4-20x3	2	2.75

**HANDI-MAN® HEX NUTS**

Stainless steel.



Order #	Mfg. #	Size	Pack	Sugg.Ret.
6500389	316	10-24	15	\$1.99
6500390	317	1/4-20	10	2.50

**BULK PACK**

6501411	B-315	8-32	100	7.50
6501412	B-316	10-24	100	8.50
6501413	B-316A	10-32	100	8.50
6501414	B-317	1/4-20	100	13.50
6501502	B-318	5/16-18	100	18.25

**HANDI-MAN® CAP NUTS**

Stainless steel.



Order #	Mfg. #	Size	Pack	Sugg.Ret.
<b>BULK PACK</b>				
6501417	B-014	1/4-20	100	\$66.99

**HANDI-MAN® LOCKNUT**

Stainless steel.



Order #	Mfg. #	Size	Pack	Sugg.Ret.
6500356	181	8-32	4	\$1.99
6500357	182	10-24	4	1.99
6500358	183	1/4-20	3	1.99

**BULK PACK**

6501505	B-180	6-32	100	8.50
6501418	B-181	8-32	100	10.75
6501419	B-182	10-24	100	12.25
6501420	B-182A	10-32	100	12.25
6502181	B-182B	12-24	100	23.75
6501421	B-183	1/4-20	100	20.50
6501507	B-184	5/16-18	100	24.50
6503592	B-185	3/8-16	100	45.50
6501422	B-186	1/2-13	100	43.99

**HANDI-MAN® WING NUT**

Stainless steel.



Order #	Mfg. #	Size	Pack	Sugg.Ret.
6500397	422	1/4-20	3	\$3.25



**HANDI-MAN®  
FENDER WASHERS-  
BULK PACK**

18-8 Stainless steel. Pack of 100.

Order #	Mfg. #	Size	Sugg.Ret.
6502187	B-425	10x11/16	\$19.99
6502188	B-426	1/4x1-1/4	30.75
6502189	B-427	5/16x1-1/2	41.50
6502190	B-428	3/8x1-1/2	47.25
6502191	B-427A	1/2x2	64.75



**HANDI-MAN®  
FINISHING WASHER**

Stainless steel.

Order #	Mfg. #	Size	Pack	Sugg.Ret.
6500361	411	8	11	\$1.75



Order #	Mfg. #	Size	Pack	Sugg.Ret.
6500362	412	10	10	1.75
6500363	413	1/4	7	1.99

**BULK PACK**

6501423	B-410	6	100	5.99
6501424	B-411	8	100	5.99
6501425	B-412	10	100	6.75
6502185	B-412A	12	100	9.75
6501426	B-413	1/4	100	9.75

**HANDI-MAN®  
LOCK WASHER**

Stainless steel.

Order #	Mfg. #	Size	Pack	Sugg.Ret.
6500367	198	1/4	15	\$1.75

**BULK PACK**

6501635	B-196	8	100	3.75
6501622	B-197	10	100	4.50
6501592	B-198	1/4	100	9.75
6501591	B-199	5/16	100	7.50
6501593	B-199A	3/8	100	10.50



**HANDI-MAN®  
FLAT WASHER**

Stainless steel.

Order #	Mfg. #	Size	Pack	Sugg.Ret.
6500353	192	10	15	\$1.75
6500354	193	1/4	10	1.75

**BULK PACK**

6501632	B-191	8	100	4.75
6501633	B-192	10	100	4.75
6502182	B-192A	12	100	4.99
6501595	B-193	1/4	100	8.50
6501664	B-194	5/16	100	12.75
6501594	B-194A	3/8	100	12.99



www.ellettbros.com

**SEADOG® LINE**

**SEA-DOG® LINE  
HEAD SCREWS**

Constructed of injection molded nylon. Stainless tube wall thickness: .049". Fits part #'s 273250 thru 273266.

Order #	Mfg. #	Description	Sugg.Ret.
6503479	273298-1	1/4-20x7/8" Black	\$1.99
6503495	273299-1	1/4-20x7/8" White	1.99



**HANDI-MAN®  
COTTER PIN/RING KIT**

**CONTAINS:** 20 ea. Cotter Pin 1/16x1, 6 ea. Cotter Pin 3/32x2, 8 ea. Cotter Pin 1/8x2, 20 ea. Cotter Ring 7/16, 20 ea. Cotter Ring 5/8, and 8 ea. Cotter Ring 3/4.

Order #	Mfg. #	Sugg.Ret.
6500311	HP104	\$13.75



**SEA-DOG® LINE  
SET SCREWS**

Constructed of 304 stainless steel.

Order #	Mfg. #	Description	Sugg.Ret.
6503496	299999-1	1/4"-28x3/16" cone pt. hex drive	\$3.99



**SEADOG® LINE**

**SEA-DOG® LINE  
RELEASE PIN**

Constructed of AISI 304 Stainless.

Order #	Mfg. #	Description	Sugg.Ret.
6503491	193415-1	1/4"Wx1-1/2"L, w/1" Dia. ring	\$6.50



**COTTER/HITCH PINS**



**HANDI-MAN  
ASSORTED COTTER PINS**

Stainless steel.

Order #	Mfg. #	Size	Pack	Sugg.Ret.
6500359	450	Assorted	8	\$1.99



**S&J Products**

**S&J PRODUCTS  
SS COTTER PINS**

Bulk. Box of 100.

Order #	Mfg. #	Size	Sugg.Ret.
6503383	360038	1/16x1	\$6.75
6503384	360058	1/16x1-1/2	9.50
6503385	360088	3/32x3/4	10.50
6503386	360098	3/32x1	12.99
6503387	360118	3/32x1-1/2	17.75
6503388	360168	1/8x1-1/4	21.99
6503389	360258	5/32x1-1/2	37.75
6503390	360288	5/32x2-1/2	61.50
6503391	360158	1/8x1	18.75
6503392	360198	1/8x2	33.75



**S&J PRODUCTS  
COTTERLESS DETENT PINS**

Stainless steel. Sold separately.

Order #	Mfg. #	Size	Sugg.Ret.
6502469	371013	3/16x1	\$7.99
6502470	371023	3/16x1-1/2	9.25
6502471	371033	3/16x2	9.25
6502472	371043	1/4x1	8.75
6502473	371053	1/4x1-1/2	8.75
6502474	371063	1/4x2	9.25
6502476	371083	5/16x1-1/2	9.50



**HANDI-MAN®  
COTTER PIN KIT**

**CONTAINS:** 8 ea. 1/16x1, 8 ea. 3/32x1, 8 ea. 3/32x1-1/2, 6 ea. 1/8x2.

Order #	Mfg. #	Sugg.Ret.
6503469	970204	\$5.25



Trolling Motors

Audio/ Instruments

Depth Finders/GPS

Vests/ Cushions

Water Sports

Safety/ Optics

Boat Access.

Mooring/ Docking

Hardware

Lighting

Boat Seats

Boat Covers

Fuel

Trailers/ ATV Access.

Pumps

Electrical

Maintenance

Controls/ Steering

Motor Access.

Camping

Cutlery

Trolling Motors

# S&J Products

## S&J PRODUCTS HITCH PINS

Stainless steel.



Order #	Mfg. #	Size	Qty./Box	Sugg.Ret.
6501954	500021	3/16x1	30	\$37.25
6501957	500051	1/4x1-5/8	20	38.75

Audio/ Instruments

Depth Finders/GPS

## GROMMETS



## HANDI-MAN® GROMMET KIT

Grommet Kit: 1 ea. cutter; 1 ea. inserting handle; 1 ea. base; 16 ea. grommets; 16 ea. washers.

Order #	Mfg. #	Type	Sugg.Ret.
6502365	HP-160	Grommet Kit	\$17.50

Vests/ Cushions

Water Sports

Safety/ Optics

Boat Access.

Mooring/ Docking

## RIVETS

# S&J Products

## S&J PRODUCTS SS BLIND RIVETS



Order #	Mfg. #	Size	Pack	Sugg.Ret.
6503380	470058	1/8x1/4-3/8	100	\$34.99
6503381	470068	1/8x3/8-1/2	100	43.99
6503382	470168	3/16x1/4-3/8	100	68.99

Hardware

Lighting

Boat Seats

Boat Covers

## HAWSE/DECK PIPES & DECK FLANGES



## WHITECAP HAWSE PIPES

Fastener: #10.



Order #	Mfg. #	Flange	Int.Hole	Depth	Sugg.Ret.
6502292	6223C	5.5"x2.5"	1.5"x3.75"	7/8"	\$31.25

Fuel

Trailers/ ATV Access.

Pumps

Electrical

## WHITECAP ROPE & PIPE DECK

316 stainless steel. Hinged model. Pipe Size: 3.8"x2.5", Hole: 4.1"x2.8", #12 fastener.



Order #	Mfg. #	Sugg.Ret.
6502291	6008HC	\$89.50

Maintenance

Controls/ Steering

## HINGES



## ATTWOOD® 2-PIN FLUSH SQUARE END HINGE

Unique double stud design allows for flush installation while still providing full 180° swing. Made of solid, stamped SS. All use #10 fasteners.



Order #	Mfg. #	Length	Sugg.Ret.
6502500	66239-3	2-3/4"	\$10.99

Motor Access.

Camping

Cutlery

## ATTWOOD® ZAMAK UTILITY HINGES

Zamak chrome-plated utility hinge measures 2-7/8"x1-1/2" pre-drilled for #8 attachment hardware.



Order #	Mfg. #	Sugg.Ret.
6500228	12000-3	\$9.50

## ATTWOOD® STANDARD HATCH HINGE

Removable stainless steel hinge pin. Hatches can be completely removed without removing hinges. Pre drilled for eight #10 screws. Weight: 9-5/8 oz.



Order #	Mfg. #	Size	Sugg.Ret.
6500041	66027-3	3"x2-1/2"	\$29.50

## ATTWOOD® MOTOR BOX HINGE

Length: 4". Width: 2". Predrilled with 4 mounting holes to accommodate #10 screws. Chrome-plated brass. For motor box or other removable covers. Take-apart feature allows motor box to be removed for engine repair. Sold in pairs



Order #	Mfg. #	Sugg.Ret.
6501200	1329-3	\$29.25

## ATTWOOD® STRAP HINGES- CAST STAINLESS STEEL

Pre-drilled with 4 holes for #10 screws. With fixed pin. Sold in pairs



Order #	Mfg. #	Size	Sugg.Ret.
6500042	66025-3	4"Lx1"W	\$19.75


# PERKO®

## PERKO® CONTINUOUS HINGE

Polished SS. Countersunk holes are 2" apart, center to center.



Order #	Mfg. #	Screw	Size	Ct.	Sugg.Ret.
6503216	0212DP2STS	#5	1-1/4"x24"	1	\$46.75
6503217	0212DP4STS	#5	1-1/2"x24"	1	49.50



## PERKO® HINGES

Countersunk holes are 2" apart, center to center. Sold in pairs.

Order #	Mfg. #	Screw Size	Hinge Size	Sugg.Ret.
<b>INSET HINGE</b>				
<b>SEMI-CONCEALED, 3/8" INSET FOR INSET DOORS, STAMPED BRASS - CHROME PLATED</b>				
6500767	0271DP0CHR	#4	2-3/4"x2-1/8"	\$24.75
<b>BUTT HINGE</b>				
<b>REMOVABLE PIN, ZINC - CHROME PLATED</b>				
6500535	1293DP4CHR	#8	2"x2"	21.50
<b>FAST PIN HEAVY GAUGE CHROME PLATED STAMPED BRASS</b>				
6500645	0949DP1CHR	#6	1-1/2"x1-1/4"	39.25
6500651	0949DP9CHR	#10	3"x3"	76.99
<b>OFFSET SHORT-SIDED HINGE</b>				
<b>ZINC - CHROME PLATED, SHORTSIDE WIDTH 3/4"</b>				
6500572	1214DP1CHR	#8	2-1/2"x1-1/2"	20.99
<b>CHROME PLATED BRONZE</b>				
6500653	0951DP2CHR	#8	4"x1-1/2"	69.99



**SEA-DOG® LINE DOOR HINGE**

Die cast chrome zinc construction. Depth: 3/16".

Order #	Mfg. #	Screw Size	Hinge Size	Sugg.Ret.
6503506	206530-1	#8	2-7/8"x1-1/2"	\$8.99



**SUNCOR HEAVY DUTY BUTT HINGE**

316 Stainless steel. Precision cast components. Pin is stainless & welded on one side to prevent it from working loose. NOTE: Use (4) #10 fasteners. Depth: 0.18". Wt.: 0.12 lb.

Order #	Mfg. #	Hinge Size	Sugg.Ret.
6503581	S3821-0040	1-1/2L"x1.5W"	\$6.50



**SUNCOR DOOR HINGE**

304 Stainless steel. Stamped hinge w/well-rounded edges & recessed fastener holes for better appearance. NOTE: Use (5) #10 fasteners. Depth: 0.14". Wt.: 0.07 lb.

Order #	Mfg. #	Hinge Size	Sugg.Ret.
6503582	S3827-0001	2-3/8L"x1.57W"	\$4.50



**SUNCOR HEAVY DUTY DOOR HINGE, EQUAL**

316 Stainless steel. Precision cast components. Pin is stainless & welded on one side to prevent it from working loose. NOTE: Use (6) #10 fasteners. Depth: 0.17". Wt.: 0.26 lb.

Order #	Mfg. #	Hinge Size	Sugg.Ret.
6503585	S3822-0100	4.00L"x1.47W"	\$10.99



**SUNCOR STRAP HINGE**

304 Stainless steel. Stamped hinge w/well-rounded edges & recessed fastener holes for better appearance. NOTE: Use (4) or (6) #10 fasteners. Depth: 0.14". Wt.: 0.07 lb.

Order #	Mfg. #	Hinge Size	Sugg.Ret.
6503586	S3825-0001	4.00L"x1.12W"	\$3.99



**SUNCOR FLUSH STRAP HINGE**

316 Stainless steel. Precision cast components. Flush design moves 360-degrees. One half folds flat on top of the other half. Ideal for tables, doors & other applications where recessed hinges allow a totally flat surface. NOTE: Use (4) #10 fasteners. Depth: 0.19". Wt.: 0.16 lb. (4"L), 0.24 lb. (6"L)

Order #	Mfg. #	Hinge Size	Sugg.Ret.
6503590	S3831-0001	4.00L"x0.97W"	\$11.50
6503591	S3831-0002	6.00L"x1.00W"	13.99



**SUNCOR HEAVY DUTY FLUSH TABLE HINGE**

316 Stainless steel. Precision cast components. Flush design moves 360-degrees. One half folds flat on top of the other half. Ideal for tables, doors & other applications where recessed hinges allow a totally flat surface. NOTE: Use (4) #10 fasteners. Depth: 0.20". Wt.: 0.20 lb.

Order #	Mfg. #	Hinge Size	Sugg.Ret.
6503587	S3833-0001	3-1/4L"x1.49W"	\$12.75



**SUNCOR FLUSH DOOR HINGE**

316 Stainless steel. Precision cast components. Flush design moves 360-degrees. One half folds flat on top of the other half. Ideal for tables, doors & other applications where recessed hinges allow a totally flat surface. NOTE: Use (6) #10 fasteners. Depth: 0.20". Wt.: 0.26 lb.

Order #	Mfg. #	Hinge Size	Sugg.Ret.
6503588	S3830-0001	3.00L"x1.48W"	\$13.75



**SUNCOR HEAVY DUTY DOOR HINGE, OFFSET**

316 Stainless steel. Offset: 0.34". Precision cast components. Pin is stainless & welded on one side to prevent it from working loose. NOTE: Use (5) #10 fasteners. Depth: 0.17". Wt.: 0.16 lb.

Order #	Mfg. #	Hinge Size	Sugg.Ret.
6503589	S3823-1000	2.00L"x1.47W"	\$8.25



**WHITECAP STRAP HINGES**

316 stainless steel. Sold in pairs.

Order #	Mfg.#	Length	Width	Fastener	Sugg.Ret.
6502489	6025C	4"	1"	#10	\$18.50
6502490	6026C	6"	1-1/8"	#10	27.25



**WHITECAP DOOR HINGE**

316 SS. Sold in pairs.

Order #	Mfg.#	Size	Fastener	Sugg.Ret.
6502492	6028C	1-1/2"x3"	#8	\$20.99



**WHITECAP FLUSH 2-PIN HINGE**

Constructed from 304 SS. Uses #8 (6) fastener.

Order #	Mfg. #	Length	Width	Sugg.Ret.
6503463	S-3700C	2-13/16"	1-9/16"	\$12.99



**WHITECAP HATCH HINGE**

316 stainless steel.

Order #	Mfg.#	Size	Fastener	Sugg.Ret.
6502493	6027C	3"X2-1/2"	#10	\$29.99



Trolling Motors

Audio/ Instruments

Depth Finders/GPS

Vests/ Cushions

Water Sports

Safety/ Optics

Boat Access.

Mooring/ Docking

Hardware

Lighting

Boat Seats

Boat Covers

Fuel

Trailers/ ATV Access.

Pumps

Electrical

Maintenance

Controls/ Steering

Motor Access.

Camping

Cutlery

**LIFT RINGS, PULLS & HANDLES**



**ATTWOOD® STERN HANDLES**

Chrome-plated die-cast Zamak. 6" long with 3-1/4" grip. Ideal for lift handles as well as stern handles. Uses #10 fasteners.



Order #	Mfg. #	Sugg.Ret.
6500239	12012-3	\$17.99

**ATTWOOD® GRAB HANDLES**

1-piece, molded, hinged fastener cover. Propylene inner core w/molded vinyl cover. Installs w/2 #12 fasteners via thru-bolting or wood screws. 7-1/2" centered hole pattern.



Order #	Mfg. #	Color	Sugg.Ret.
5501670	2050-5	White	\$11.50
5501672	2054-5	Black	11.50

**ATTWOOD® SMALL FLUSH LIFTING RING**

Chrome-plated brass. Small enough to fit on most hatches, cabinets and drawers. Size: 1-1/2"x1-3/4". Pre-drilled with 4 mounting holes to accommodate #6 screws.



Order #	Mfg. #	Sugg.Ret.
6501203	3326-3	\$7.99



**DETMAR SAFETY GRAB HANDLES**

May be used as safety devise throughout passenger areas. Molded of high-impact plastic. Soft leather grained vinyl covering for comfortable, no-slip grip. Won't corrode or discolor in harsh marine environments. Mounts by through bolting with two 1/4" pan or round head machine screws. Decorative caps snap over mount holes so no fasteners are visible. Handle measures 9-1/4"L with a 6-3/4" bridge length and 1-5/8" finger clearance.



Order #	Mfg. #	Color	Sugg.Ret.
6501853	12-1132P	Black	\$12.25

**DETMAR GRAB HANDLES**

Molded, textured plastic. Will not corrode or discolor. Integrated hinged caps snap over mount holes. Mount hole pattern: 4 #10 self-tapping screws. Dim.: 9"Lx1-1/8"Wx2-3/16"H; 1-1/2" finger clearance.



Order #	Mfg. #	Color	Sugg.Ret.
6502360	12-1301P	Black	\$8.99
6502361	12-1305P	White	8.99



**PERKO® HANDLES**

Chrome-plated zinc. Fitted for screws. Inside: 3-1/2" L, 1-5/16" H. Pk. of 2.



Order #	Mfg. #	Size	Sugg.Ret.
6500546	1231DP0CHR	6"Lx1-5/16"H	\$21.75

**PERKO® HANDLES**

Zinc alloy.



Order #	Mfg. #	Size	Ct.	Sugg.Ret.
6500576	1222DP0CHR	5-3/4"Lx1-1/4"H	2	\$19.25

**PERKO® ROUND FLUSH RING PULL**

Chrome-plated zinc. 1-5/8" face plate diameter.



Order #	Mfg. #	Sugg.Ret.
6500547	1232DP1CHR	\$13.25

**PERKO® FLUSH RING PULL**

Chrome-plated zinc.



Order #	Mfg. #	Size	Finish	Sugg.Ret.
6500661	0841DP0CHR	1-3/4"x1-3/8"	CP Zinc	\$13.75

**PERKO® FLUSH LIFTING PULL**

Chrome-plated bronze. Use #8 screws. Plate: 2-5/8"x2".



Order #	Mfg. #	Sugg.Ret.
6500703	0575DP0CHR	\$39.99

**PERKO® PLASTIC FLUSH PULL**

Plastic. Easily installs in 1-3/4" diameter hole. Uses #6 screws. Face plate: 2-1/4"x2-1/4". Depth: 15/16".



Order #	Mfg. #	Color	Sugg.Ret.
6500610	1016DP0BLK	Black	\$3.50
6503201	1016DP0WHT	White	3.50

**PERKO® FLUSH LIFTING HANDLE**

Uses #8 screws. DP2 has all mounting holes at the corners.



Order #	Mfg. #	Size	Sugg.Ret.
6500579	1220DP0CHR	3"x2-1/4"	\$17.50
6500689	0776DP2CHR	3-3/4"x2-3/4"	70.25



**SEA-DOG® LINE RING PULL**

Die cast brass construction. Depth: 1/2". Requires #6 fastener.



Order #	Mfg. #	Description	Sugg.Ret.
6503501	222400-1	Face Plate: 1-3/4"Lx1-1/2"W	\$6.50

**SEA-DOG® LINE FLUSH PULL - BLACK**

Injection molded delrin construction. Depth: 5/8". Requires #6 fastener.



Order #	Mfg. #	Description	Sugg.Ret.
6503508	227310-1	Face Plate: 2-3/16"Lx2-3/16"W	\$1.99
6503511	227320-1	Face Plate: 3-5/8"Lx2-3/8"W	2.75

**SEA-DOG® LINE HATCH PULL COVER**

Stamped 304 stainless steel construction.



Order #	Mfg. #	Dimensions	Sugg.Ret.
6503546	221840-1	1-1/4"Dia. x 1-15/16"L	\$4.50

# SEADOG<sup>®</sup> LINE

## SEA-DOG<sup>®</sup> LINE LIFT HANDLE

Die cast zinc chrome plated construction. Depth: 5/8". Requires #10 fastener.



Order #	Mfg. #	Size	Sugg.Ret.
6503509	224260-1	5-7/8"Lx2"H	\$11.99



## TAYLORMADE<sup>®</sup> ADJUSTABLE SIDE VENT HANDLE

Replaces most original handles on side vent windows. Easy installation. Fits side windows having exactly 1/4" mounting hole. Pairs; left and right.



Order #	Mfg. #	Sugg.Ret.
6501765	11616	\$23.75

# WHITECAP

## WHITECAP HAND RAILS

304 SS. Includes 1/4-20 stud.



Order #	Mfg. #	Length	Sugg.Ret.
6502373	S-7091P	12"	\$34.99
6502374	S-7092P	18"	42.50
6502375	S-7093P	24"	49.75

## WHITECAP SLAM LATCH

316 stainless steel. Flange: 2-3/8". Depth: 15/16". Fasteners included.



Order #	Mfg. #	Style	Sugg.Ret.
6503355	S-227C	Non-Locking	\$33.75
6503356	S-228C	Locking	36.99

## WHITECAP LIFT HANDLE

Corrosion-resistant, marine stainless steel. Large & strong enough for hatch covers. #8 flat head fasteners. 2-1/4"x2-5/8".



Order #	Mfg. #	Sugg.Ret.
6502329	S-223C	\$8.99

## WHITECAP LIFT RINGS

Corrosion-resistant, marine stainless steel. Excellent for most hatches, cabinets and drawers. #8 flat head fastener. 2-1/4"x2-5/8".



Order #	Mfg. #	Sugg.Ret.
6502328	S-222C	\$8.99

## WHITECAP SMALL FLUSH LIFT PULL

316 stainless steel. #8 fastener. 1.5"x1.9".



Order #	Mfg. #	Sugg.Ret.
6502327	6022 C	\$15.50

## WHITECAP FLUSH PULL RINGS

Chrome-plated brass.



Order #	Mfg. #	Fasteners	Size	Sugg.Ret.
6502325	S-3362C	#6	2"Lx2-1/2"W	\$8.75
6502326	S-3364C	#8	3"Lx2"W	10.75

## WHITECAP STAINLESS STEEL COMPRESSION LATCHES

316 Stainless steel construction. Similar to T-handles. Includes adjustable backing plate & mounting hardware. Withstands the toughest elements nature can provide. Great for any hatch or compartment.



Order #	Mfg. #	Overall Dia.	Cut-Out	Surface Depth	Sugg.Ret
<b>NON-LOCKING</b>					
6503523	S-235C	3"	2-1/2"	1/8"-5/8"	\$77.99
6503525	S-237C	2-1/2"	2"	1/8"-1/2"	56.50
<b>LOCKING</b>					
6503524	S-236C	3"	2-1/2"	1/8"-5/8"	84.99
6503526	S-238C	2-1/2"	2"	1/8"-1/2"	58.50



## WHITECAP NYLON BODY COMPRESSION LATCHES

Reduce & eliminate noise & rattle when in motion. Used to compress gaskets to create water-tight compartment or hatch. Choose between nylon, chrome plated zamac, or stainless steel handle. Shaft Length: 1-9/16"-1-3/4". OD: 3". Cut-Out: 2-1/2". Surface Depth: 1/8"-1/2".

Order #	Mfg. #	Locking	Handle/Body	Sugg.Ret.
6503575	3726BC	Yes	Nylon	\$34.50
6503576	3730BC	No	Nylon	28.25
6503577	S-1415BC	Yes	CP Zamac/Nylon	36.25
6503578	S-1417BC	No	CP Zamac/Nylon	29.99
6503579	6228BC	Yes	SS/Nylon	49.50
6503580	6230BC	No	SS/Nylon	42.75



## WINDLINE HANDRAILS

Tubular SS. Made with 2"x5/16" studs. Mounts flush w/no exterior hardware. Weld-free design. Exceeds pull requirements of ABYC of 200 lbs. or 400 lbs. depending on application. Made in USA. Guaranteed for life. Mounting hardware included.



Order #	Mfg. #	Length	Sugg.Ret.
6502404	H-001A	12"	\$23.50
6502405	H-002A	18"	26.01
6502406	H-003A	24"	29.99

## HOOKS, HASPS & LATCHES



## ATTWOOD<sup>®</sup> PADLOCK EYE CLAMPS

Right angle mounted. Die-cast Zamak with Perma-Plate<sup>®</sup> chrome finish. Pre-drilled for 4 mounting holes to accommodate #8 screws. OAL: 4-1/4". Width: 1-1/2".



Order #	Mfg. #	Sugg.Ret.
6501201	2012B3	\$19.99

Trolling Motors

Audio/ Instruments

Depth Finders/GPS

Vests/ Cushions

Water Sports

Safety/ Optics

Boat Access.

Mooring/ Docking

Hardware

Lighting

Boat Seats

Boat Covers

Fuel

Trailers/ ATV Access.

Pumps

Electrical

Maintenance

Controls/ Steering

Motor Access.

Camping

Cutlery



**ATTWOOD® STAINLESS STEEL SWIVEL HASP**

Flush mount. Pre-drilled for four #8 screws. 316 SS for strength & corrosion-resistance. Highly polished finish. Ideal for all storage compartments that need to be locked. Eye swivels keep lockers closed without lock. Fits padlocks with 1/4" dia. or smaller shackle.

Order #	Mfg. #	Size	Sugg.Ret.
6501099	66423-3	3"Lx1-1/4"W	\$30.25



**ATTWOOD® SWIVEL HASPS**

Die-cast Zamak with Perma-Plate chrome finish. Easy swivel eye holds latch secure. Perfect for lockers, cupboards, chests & hatch doors. Size closed: 1-1/8"Wx3"L. Pre-drilled with 4 mounting holes to accommodate #8 screws.

Order #	Mfg. #	Style	Sugg.Ret.
6501124	2013A3	Flush	\$30.99



**PERKO® FLUSH HATCH DOG LOCK & LATCH**

Chrome-plated brass. Stainless steel lock nuts. Flush strike. O-ring seals for water resistance. Does not rattle when "Dogging"(Fastening) Cam bar length 15/16". Max. hatch thickness 2". Adjustment cam bar 1-1/4" - 2". Dimensions face plate 3-13/16"x3". Screw size: 8

Order #	Mfg. #	Sugg.Ret.
5502319	0777000CHR	\$134.50

**PERKO® BARREL BOLT**

Chrome-plated bronze body & keeper. 3/8" dia. bolt. Includes high-impact black nylon bulkhead keeper. Keeper easily installs in 5/8" hole. Friction pad eliminates rattle, provides smooth operation.



Order #	Mfg. #	Length	Sugg.Ret.
6500642	0947DP1CHR	3-7/16"x1-7/16"	\$37.99
6500643	0947DP2CHR	4-5/16"x1-7/16"	48.99
6503311	0947DP3CHR	5-1/4"x1-7/16"	48.75

**PERKO® CABIN DOOR HOOK**

Chrome-plated zinc. #6 screw size.



Order #	Mfg. #	Hook Length	Sugg.Ret.
6500567	1199DP1CHR	1-3/4"	\$10.25
6500569	1199DP3CHR	3"	11.50

**PERKO® CUPBOARD BOLT**

Chrome-plated zinc. Black plastic slide & knob.



Order #	Mfg. #	O/A Dim.	Sugg.Ret.
6500850	1101DP0CHR	2-1/8"x1-1/2"	\$22.99

**PERKO® CUPBOARD CATCH**

Chrome-plated zinc. Box strike. Uses #6 hardware. 1-1/2"x1-7/8".



Order #	Mfg. #	Sugg.Ret.
6500597	1102DP1CHR	\$29.99

**PERKO® PLASTIC ELBOW CATCH**

Black plastic integral spring. #6 screw size. 2/pack.



Order #	Mfg. #	Dimensions	Sugg.Ret.
6500612	1021DP0BLK	1-3/16"x5/8"	\$6.50

**PERKO® ZINC ELBOW CATCH**

Chrome-plated zinc. Stainless steel spring. #6 screw size.



Order #	Mfg. #	Dimensions	Sugg.Ret.
6500616	1056DP0CHR	1-1/8"x9/16"	\$13.75

**PERKO® SELF ADJUSTING SLAM LATCH**

Unique "Slide Action" design keeps inside of hatches dry. Self-adjusting, ratcheting cam bar/strike permits installations with slight misalignment of components. For 1/8" to 3/4" thick mounting surfaces. Installs in 2" dia. hole. Includes two strikes to accommodate variety of mounting configurations.



Order #	Mfg. #	Face Plate	Color	Sugg.Ret.
6503255	0675DPBBLK	2-3/8" Dia.	Black	\$44.75
6503256	0675DPWWHT	2-3/8" Dia.	White	47.99

**PERKO® WHITE PLASTIC DOOR CATCH**

SS mounting & keeper screws. Screw size 3/4x#8. Catch dimensions: 1-1/4"x5/8". Mounting screw size: #4 R.H. Pk. of 2.



Order #	Mfg. #	Sugg.Ret.
6500723	0554DP	\$9.99

**PERKO® BLACK PLASTIC DOOR CATCH**

Stud dimensions: L 1-1/8"x3/8". Catch dimensions: 1-3/8"x7/8". Screw size: #4 R.H. Sold in pairs.



Order #	Mfg. #	Sugg.Ret.
6500724	0559DP	\$6.75

**PERKO® FLUSH LOCK & LATCH**

Chrome-plated zinc. Install easily in 1-5/8" dia. hole. Includes 2 keys. Door thickness: 1/2"- 3/4". Face plate: 2-1/4"x2". Sold by each.



Order #	Mfg. #	Type	Sugg.Ret.
6500675	0922DP0CHR	Non-locking latch	\$34.75

**PERKO® FLUSH LOCK & LATCH**

Black plastic flush lock & latch for smooth or carpeted surfaces. Gasket included for smooth surface applications. SS D-ring handle, stem & lock nut. 2 O-rings for increased water resistance. Position indicator shows open or closed position. Offset cam bar & flexible plastic strike plate. Easily installs in 2-3/8" dia. hole. For mounting surfaces 3/8" to 7/8" thick. Sold by each.



Order #	Mfg. #	Type	Sugg.Ret.
6503158	1081DP1BLK	Locking latch	\$37.75
6503159	1082DP1BLK	Non-locking latch	34.75

# PERKO®

## PERKO® FLUSH LATCH-NON-LOCKING

Chrome-plated zinc & black plastic w/stainless steel stem & lock nut. Offset adjustable cam bar, 3/8" - 3". Detents indicate open or closed position. Easily installs in 2" dia. hole. **Door Thickness:** 1/4"-1-1/8". **Face Plate:** 2-1/2"x2-1/2". Color: Black. Sold by each.



Order #	Mfg. #	Sugg.Ret.
6501643	0932DP2BLK	\$36.25

## PERKO® T-HANDLE FLUSH LOCK & LATCH

Black plastic, chrome-plated zinc T-handle, stainless steel stem. Install in 2-1/2" dia. hole. For mounting surfaces 1/8-3/4" thick. T-handle drops down flush in open or closed (180° rotation) position (except with cam bar positioned upward). 3" dia. face plate. For smooth or carpeted surfaces. Gasket included for smooth surface applications. Fully waterproof rubber seal under the T-handle seals lock cylinder preventing water intrusion. DP 1 Models have offset CamBar & DP 3 Models have straight CamBar. Sold by each.



Order #	Mfg. #	Cam Adj.	Cam Type	Sugg.Ret.
<b>LOCK WITH 2 KEYS - KEYED DIFFERENTLY</b>				
6502478	1091DP1BLK	3/4" to 2-3/8"	Offset	\$46.99
6502479	1091DP3BLK	1-1/4" to 1-7/8"	Straight	46.99
<b>LOCK WITH 2 KEYS - KEYED ALIKE</b>				
6503300	1091DP1 BLK	3/4" to 2-3/8"	Offset	33.25
<b>LATCH</b>				
6502480	1092DP1BLK	3/4" to 2-3/8"	Offset	41.75
6502481	1092DP3BLK	1-1/4" to 1-7/8"	Straight	41.99

## PERKO® FLUSH LOCK & LATCH

Chrome-plated zinc & black plastic with SS lock nut & washer. Detents indicate open or closed position. With offset cam bar & flexible strike plate. 931 DP1 has 2 keys. Easily installs in 2" dia. hole. Door thickness: 1/4" to 1-1/8". Face plate: 2-1/2"x2-1/2". Offset CamBar: 3/8"-3". Sold by each.



Order #	Mfg. #	Type	Sugg.Ret.
6501515	0931DP1BLK	Locking	\$42.99
6501516	0932DP1BLK	Non-Locking	36.25

## PERKO® LOCK & LATCH COVER

Black fiber reinforced plastic hinged, water-resistant. Fits: 931/932 overall dim.: 2-3/4"x3-1/4"



Order #	Mfg. #	Sugg.Ret.
6503136	1089DP1BLK	\$6.25

## PERKO® HOLD-DOWN CLAMP

Chrome-plated bronze. Mounts flat. Uses #8 hardware.



Order #	Mfg. #	Size	Sugg.Ret.
6500603	1112DP0CHR	3"x1-1/2"	\$75.75

## PERKO® LOCKABLE HOLD-DOWN CLAMP

Chrome-plated bronze. Base dim.: 2-3/4"x1-3/4". Padlock clearance: 1/4". Screw size: 6.



Order #	Mfg. #	Sugg.Ret.
6502345	1108DP0CHR	\$74.99

## PERKO® HASP

Zinc alloy. Width: 1". Padlock clearance: 1/4".



Order #	Mfg. #	Length	Sugg.Ret.
<b>CHROME PLATED</b>			
6503155	1198DP1CHR	2"	\$17.50

## PERKO® SWIVEL EYE HASP

Chrome-plated zinc. Padlock eye swivels act as latch. Width: 1".



Order #	Mfg. #	Length	Sugg.Ret.
6500851	1194DP0CHR	3"	\$22.25
<b>SPARE KEEPERS - CARD OF 1</b>			
6502212	1194DP099A		10.75

## PERKO® UTILITY HOOK

Chrome-plated zinc. Projection: 1-3/8". #6 screw size.



Order #	Mfg. #	Base Width	Sugg.Ret.
6500704	0610DP0CHR	1-1/8"	\$5.50

# SEADOG® LINE

## SEA-DOG® LINE BARREL BOLT

Sand cast brass chrome plated construction. Requires #5 fastener.



Order #	Mfg. #	Description	Sugg.Ret.
6503490	222522-1	2-7/8"L	\$6.99

## SEA-DOG® LINE SWIVEL HASP

Die cast zinc chrome plated construction. Requires #8 fastener.



Order #	Mfg. #	Description	Sugg.Ret.
<b>FLUSH STYLE</b>			
6503500	224130-1	3"Lx1"Wx1-1/8"H	\$6.99

## SEA-DOG® LINE STUD CATCH

Brass chrome plated construction w/stainless ball & spring. Adjustable spring loaded ball catch allows for easy adjustment of holding strength of each catch depending on door size. Requires #4 fastener.



Order #	Mfg. #	Description	Sugg.Ret.
6503510	222822-1	1-15/16"Lx3/8"Wx7/16"H	\$5.99



## SUNCOR SAFETY HASP

304 Stainless steel. NOTE: Use (8) #8 fasteners. Depth: 0.72". Wt.: 0.10 lb.



Order #	Mfg. #	Size	Sugg.Ret.
6503583	S3853-0001	2-3/4L"x1.00W"	\$8.25



## SUNCOR HEAVY DUTY SAFETY HASP

316 Stainless steel. Features hasp w/swivel pad eye that rotates & allows locking of hasp without the use of a lock. All components are precision cast. NOTE: Use (4) #8 fasteners. Depth: 1.16". Wt.: 0.23 lb.



Order #	Mfg. #	Size	Sugg.Ret.
6503584	S3853-0002	3.00L"x1.00W"	\$12.99

Trolling Motors

Audio/ Instruments

Depth Finders/GPS

Vests/ Cushions

Water Sports

Safety/ Optics

Boat Access.

Mooring/ Docking

Hardware

Lighting

Boat Seats

Boat Covers

Fuel

Trailers/ ATV Access.

Pumps

Electrical

Maintenance

Controls/ Steering

Motor Access.

Camping

Cutlery



**T-H MARINE ANCHOR HANDLE LOCK**

Easy-grip 2-finger handle. Waterproof "O" ring seals. For lids up to 3/4" thick. Fits 2-3/8" to 2-1/2" hole. All cams powder-coated steel.

Order #	Mfg. #	Type	Body Color	Handle	Sugg.Ret.
6503303	AL-1-DP	Locking	Black	Black	\$31.99
6503305	ALC-1-DP	Locking	Black	Chrome	34.50

**T-H MARINE PONTOON GATE LATCH UNIT**

Entire unit installs on gate only. Molded nylon for strength, no rattle. Operates on right or left hinged gates. Fits 1", 1-1/8" & 1-1/4" square tubing. NOTE: not designed as a safety or lead bearing device.



Order #	Mfg. #	Color	Sugg.Ret.
5500671	GL-1-DP	Black	\$12.50
5500833	GL-2-DP	Gray	12.50



**WHITECAP NON-LOCKING T-HANDLE LATCHES**

Nylon body. Includes threaded offset cam bar w/set screw & neoprene O-ring.



Order #	Mfg. #	Dia.	Cut-Out	Sugg.Ret.
<b>BLACK NYLON BODY &amp; HANDLE</b>				
6503410	3230BC	3"	2-1/2"	\$21.25
<b>BLACK NYLON BODY, CHROME PLATED ZAMAC HANDLE</b>				
6503411	S-230BC	3"	2-1/2"	24.75

**WHITECAP LOCKING T-HANDLE LATCHES**

Nylon/C.P. Zamac. Each item includes threaded offset cam bar with set screw, neoprene O-ring and a key. Surface depth : 1/8"-3/4".



Order #	Mfg. #	Dia.	Cut-Out	Color	Sugg.Ret.
6503353	S-226BC	3"	2-1/2"	Black	\$32.25
6503354	S-226WC	3"	2-1/2"	White	32.25

**WHITECAP SAFETY HASPS**

304 SS. Use #8 fasteners.



Order #	Mfg. #	Size	Material	Sugg.Ret.
<b>SWIVEL</b>				
6502330	S-4051C	3"x1-1/4"	304 SS	\$12.99
6502298	S-579C	1"x3"	Chrome-plated Brass	12.99
<b>FIXED</b>				
6502331	S-4052C	3"x1"	304 SS	11.75

**WHITECAP ANTI-RATTLE HOLD-DOWN**

C.P. Brass. Lock hole: 1/4". Fasteners: #10 (4). Size: 3-15/16"x1-13/16".



Order #	Mfg. #	Sugg.Ret.
6503325	S-054C	\$11.99

**DOOR, WINDOW & HATCH HARDWARE**



**ATTWOOD® STAINLESS STEEL HATCH SPRING**

Snaps into rigid position when hatch or lid is opened. Deflect spring, bend to close. Pre-drilled for #8 fasteners. 8-3/4" long.

Order #	Mfg. #	Size	Sugg.Ret.
5502315	12461-3	8-3/4"	\$18.50



**JET TECHNOLOGIES ENTRY GATE PINCH GUARD KIT**

Helps reduce the pinch points on entry gates. Durable, molded U.V. stable plastic. 4 guards per kit.

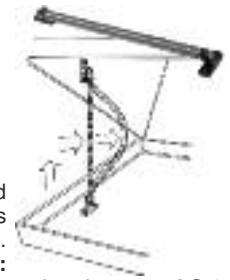
Order #	Mfg. #	Sugg.Ret.
6503437	7038-KIT	\$7.99



**PERKO® DOOR BUTTON**

Chrome-plated zinc. Black plastic button. OD: 1-3/4". Uses #6 screws. Phosphor bronze tension spring.

Order #	Mfg. #	Spring	Sugg.Ret.
6500573	1216DP0CHR	Yes	\$11.75



**T-H MARINE LID SUPPORT**

SS spring moves to support position when lid is opened. Deflecting spring at closing allows spring to bend/rotate at mounting positions. Supports 10 lbs. 8-1/2"Lx7/16" dia. **LS-1:** Formed SS wire loops mount with four #10 pan head screws. **LS-2:** Molded black nylon ends mount with four #8 countersunk screws. NOTE: screws not included.

Order #	Mfg. #	Model	Sugg.Ret.
5502313	LS-1-DP	LS-1	\$10.50
5502317	LS-2-DP	LS-2	13.75

**T-H MARINE HATCH SUPPORT**

5/8" dia., 12" long spring mounts with four #8 countersunk screws (not furnished). Supports 20 lbs. maximum. Spring has internal stainless steel cable to prevent over extension on heavy lids.



Order #	Mfg. #	Sugg.Ret.
5502316	HS-1C-DP	\$28.25



**WHITECAP HATCH ADJUSTER**



Polished stainless steel adjuster with unique locking device for easy adjustment in either direction. Locks with a half-turn.

Order #	Mfg. #	Adjusts	Sugg.Ret.
5806973	S-215BC	8-1/2"-14"	\$41.75

**LOCKS & ACCESSORIES**



**MASTER LOCK® ECONOMY PADLOCKS**

Case-hardened shackle resists sawing & filing. Brass body & cylinder provide extra resistance to elements. Pin tumbler cylinder provides greater pick resistance.



Order #	Mfg. #	Type	Size	Sugg.Ret.
6503284	4120	3-Pin	3/4"	\$2.99
6503285	4130 (130D)	3-Pin	1-1/8"	4.99
6503286	4140	4-Pin	1-1/2"	6.25
6503287	4150 (150D)	5-Pin	1-7/8"	10.75

**MASTER LOCK® PADLOCKS**

4-digit dialing lock mechanism w/corrosion-resistant solid brass case & brass case-hardened shackle. Body width 2", shackle dia. 5/16", clearance: 1" vertical & horizontal. Reprogram or change combination



Order #	Mfg. #	Sugg.Ret.
6503236	175BDSPT	\$21.75



**T-H MARINE RECESSED LOCK**

Water tight O-ring seal. Molded from Tuff Engineering grade plastic. Stainless steel lift ring, stores flat regardless of pointer or pawl position. Water tight soft vinyl seal for aluminum lids. Visible pointer indicates locked or latched position. Double "D" shaped mounting prevents rotation of housing when installed on aluminum lids. One hex nut installation. Right or left 360° rotation. Pawl adjustment requires only Phillips®-type screwdriver.



Order #	Mfg. #	Sugg.Ret.
6501786	RL-1-DP	\$30.75

**BOW EYES, PAD EYES, EYE STRAPS & U-BOLTS**



**ATTWOOD® SINGLE SHANK BOW EYES**

3/8"x3" shank. Safely pulls 4,000 lbs. Die-cast Zamak eye with Perma-Plate® chrome finish. 1" inside eye diameter. Cadmium-plated shanks. Nuts & washers included. Not for side load or transom mounting applications.



Order #	Mfg. #	Sugg.Ret.
6501204	3456-3	\$20.99

**ATTWOOD® U-BOLT EYES-STAINLESS STEEL**



Eye #	Thread	Length	Inside Eye Dia.	Plate	Pull Wt.
3396	3/8"	2-7/16"	1-1/16"	2-1/2"Lx1"W	6000#
3392	1/2"	3-1/4"	1-9/16"	2-3/4"x3/4"W	12,000#
66263	3/8"	2-7/16"	1-1/16"	2-1/2"Lx1"W	6000#
66261	1/2"	3-1/4"	1-9/16"	2-3/4"Lx3/4"W	12,000#
66262	1/2"	3-1/4"	1-9/16"	3-1/2"x1-3/4"W extra wide plate	12,000#

Order #	Mfg. #	Eye #	Sugg.Ret.
<b>PLATED NUTS &amp; WASHERS</b>			
6500061	3396-3	#3396	\$10.99
6501205	3392-3	#3392	21.99
<b>S.S. NUTS &amp; WASHERS</b>			
6502276	66263-L3	#66263	10.50
6502275	66262-3	#66262	22.99

**ATTWOOD® PAD EYE**

Eye dia.: 3/8". Predrilled for #10 screws. 4/set.



Order #	Mfg. #	Sugg.Ret.
6501216	66105-3	\$25.50

**ATTWOOD® TWIN SHANK BOW EYE**

One continuous steel U-bolt cast as integral part of eye. Twin shank design prevents eye from twisting. Safely pulls 5,000 lbs. Die-cast Zamak eye with Perma-Plate® chrome-finish. 1-1/8" inside dia. Shanks: 5/16"x3". Plated steel nuts & washers included.



Order #	Mfg. #	Sugg.Ret.
6500062	3441-3	\$22.75



**PERKO® BOW EYES**

Chrome-plated zinc eye. Zinc-plated steel "U" bolts, nuts & washers. Safe working load - 2000 lbs. 3" length shank.



Order #	Mfg. #	Shank OD	Eye ID	Sugg.Ret.
6500550	1235DP0CHR	5/16"	1"	\$18.75

**PERKO® EYE STRAP**

Chrome-plated zinc. Uses #8 screw. 5/pack.



Order #	Mfg. #	Size	Sugg.Ret.
6500551	1242DP0CHR	1-7/8"x5/16"	\$9.25



**SEA-DOG® LINE BIMINI PAD EYE**

Requires #8 fastener.



Order #	Mfg. #	Size	Sugg.Ret.
<b>DIE CAST ZINC CHROME PLATED</b>			
6503485	081242-1	1-3/8"L(Screw to Screw)x3/8"H	\$4.75
<b>INJECTION MOLDED NYLON - BLACK</b>			
6503493	081310-1	1-3/8"L(Screw to Screw)x3/8"H	1.99

Trolling Motors

Audio/ Instruments

Depth Finders/GPS

Vests/ Cushions

Water Sports

Safety/ Optics

Boat Access.

Mooring/ Docking

Hardware

Lighting

Boat Seats

Boat Covers

Fuel

Trailers/ ATV Access.

Pumps

Electrical

Maintenance

Controls/ Steering

Motor Access.

Camping

Cutlery



**SEA-DOG® LINE BOW EYE**

Die cast chrome zinc head & galvanized shaft. O.A.L.: 5-1/8". Breaking strength: 2500.

Order #	Mfg. #	Size	Sugg.Ret.
6503497	079133-1	3-1/16"Lx3/8"W(Shaft), 2-1/16"L(Head), 15/16"Dia. Eye	\$6.25



**SEA-DOG® LINE TWIN SHANK BOW EYE**

Die cast chrome zinc head & chrome steel shafts. O.A.L.: 5-1/4". Threads: 5/16"-18 UNC. U-Bolt surrounds cast eye for added strength.

Order #	Mfg. #	Size	Sugg.Ret.
6503504	079233-1	2-15/16"Lx1-5/8"(Btwn. Twin Shafts), 2-1/4"L(Head)	\$10.99



**SEA-DOG® LINE TIE DOWN EYE STRAP**

Forged bronze wire chrome plated construction. Requires #10 FH fastener. Can be used for multiple hold down applications.

Order #	Mfg. #	Size	Sugg.Ret.
6033105	081251-1	2-1/8"Lx3/8"H	\$5.50



Suncor Hardware & chains have a Lifetime Warranty

**SUNCOR EYE STRAP - 2 HOLE**

304 Stainless Steel - Stamped.



Order #	Mfg. #	Size	Sugg.Ret.
6502445	C3708-0010-2	3/8"	\$2.50
6502446	C3708-0013-2	1/2"	2.50



**SUNCOR OBLONG PAD EYE**

316 Stainless Steel - Precision cast.

Order #	Mfg. #	Size	Sugg.Ret.
6502438	C3705-0005	1-3/4"	\$3.25
6502439	C3705-0006	2-1/2"	4.50
6502440	C3705-0008	3-1/4"	7.25
6502441	C3705-0010	4"	13.75



**SUNCOR ROUND PAD EYE**

304 Stainless Steel - Stamped & welded.

Order #	Mfg. #	Size	Sugg.Ret.
6502442	C3707-0005	1-5/16"	\$3.25
6502443	C3707-0006	1-5/8"	3.75
6502444	C3707-0008	2"	6.25



**SUNCOR PRECISION CAST PAD EYE**

316 Stainless Steel.

Order #	Mfg. #	Size	Sugg.Ret.
6502448	C3719-0004-2	5/32"	\$2.75
6502449	C3719-0006-2	1/4"	9.50
6502450	C3719-0008-2	5/16"	6.25



**WHITECAP BOW EYE**

Order #	Mfg. #	Eye	Stock	Plate	Sugg.Ret.
6503326	S-5020P	1"	3/8"	3/4"x2-1/4'	\$13.25
6503327	S-5023P	1-1/2"	1/2"	3/4"x3"	22.25
<b>C.P.ZAMAC</b>					
6503328	S-3130C	1"	5/16"	No Plate	7.75

**WHITECAP EYE STRAP**

SS. Uses 3/16" fasteners.



Order #	Mfg. #	I.D.	Length	Sugg.Ret.
<b>304 STAINLESS STEEL</b>				
5700802	S-295C	3/8"	1-5/8"	\$2.75
5700803	S-296C	1/2"	2"	3.99
5700804	S-297C	3/4"	3"	4.75

**WHITECAP PAD EYE**

Nylon. 1-7/8"L. Uses #10 fasteners. 4/pack.



Order #	Mfg. #	Sugg.Ret.
5700934	3407BP	\$1.99

**SHACKLES, SNAPS, CLIPS & HOOKS**



**ATTWOOD® SHACKLES**

Drop forged, hot-dip galvanized steel.



Order #	Mfg. #	Load Limit	Size	Sugg.Ret.
6502221	9923-3	2000 lbs.	3/8"	\$2.25
6502222	9924-3	4000 lbs.	1/2"	3.75

**ATTWOOD® FIXED EYE SNAP**

Marine quality snaps with a stationary eye. Brass.



Order #	Mfg. #	Length	Throat	Sugg.Ret.
6500083	12337-3	2-7/8"	3/8"	\$5.50
6500085	12341-3	3-7/8"	9/16"	7.99

**ATTWOOD® LARGE UTILITY SNAP**

Wire-formed steel, zinc-plated. 900 lb. break strength.



Order #	Mfg. #	Size	Sugg.Ret.
6500179	7653L3	4-1/2"x3/4"	\$3.99

**ATTWOOD® SWIVEL EYE SNAP**

Marine quality snaps. Full 360° rotation.



Order #	Mfg. #	Length	Throat	Sugg.Ret.
<b>BRASS</b>				
6500082	12335-3	4-1/2"	9/16"	\$8.99
<b>CHROME-PLATED ZAMAK</b>				
6500080	12319-3	3-1/4"	3/8"	5.25



**ATTWOOD®  
UNIVERSAL SAFETY SNAPS**

Order #	Mfg. #	Size	Sugg.Ret.
<b>ZINC-FORGED</b>			
6500196	12303-3	1/4"x2-1/2"	\$4.25
6500197	12305-3	3/8"x3-1/2"	5.50
6500191	7651-3	5/16"x3-1/8"	4.50
<b>STAINLESS STEEL</b>			
6500107	12413-L3	1/4"x2-1/2"	5.25
6500108	12415-L3	5/16"x3-1/4"	7.99
6500997	12417L3	3/8"x4"	10.50

**ATTWOOD®  
SCISSOR HOOKS**

Durable zinc-plated construction. **7652** - 2,000 lb. break strength. **12259** - 5,000 lb. break strength.

Order #	Mfg. #	Size	Sugg.Ret.
6500180	7652-3	3"	\$5.50

**ATTWOOD®  
SWIVEL SNAP HOOK**

Swivel 360°. Snap opening: 1/2". Eye dia.: 5/8". Length: 3". Bronze w/chrome-plated finish. Spring-loaded snap.

Order #	Mfg. #	Sugg.Ret.
6500063	3460-3	\$5.75

**ATTWOOD®  
STEEL UTILITY SNAP HOOKS**

Zinc-plated steel.w/spring-loaded closure.  
**Heavy-duty:** 3-1/2"L, 5/8" diameter.  
**Regular:** 3-1/2"L, 5/8" diameter.

Order #	Mfg. #	Type	Max. Load	Sugg.Ret.
6500177	12251-3	Heavy-duty	2,000 lbs.	\$6.50
6500194	12299-3	Regular-duty	1,000 lbs.	3.99



**ATTWOOD®  
STAINLESS STEEL CHAIN LINK**

Excellent for adding to chain, or connecting various lengths of chain. Size:1/2" Stock, 2-1/4" long.

Order #	Mfg. #	Sugg.Ret.
6502231	12895-1	\$9.25



**PERKO®  
SWIVEL EYE SNAP**

Chrome-plated zinc. Interlocking tongue. Length: 3". Eye ID: 5/8".

Order #	Mfg. #	Sugg.Ret.
6500532	1289DP0CHR	\$8.99



**SEA-DOG® LINE  
SCREW-IN ANCHOR SHACKLE**

Constructed of forged, hot-dipped, galvanized steel. Non-rated.

Order #	Mfg. #	Size	Sugg.Ret.
6102470	147808-1	5/16"	\$1.75
6102472	147810-1	3/8"	1.99
6102473	147806-1	1/4"	1.50



**SEA-DOG® LINE  
SNAP HOOKS**

Constructed of mild, electrogalvanized steel. Specified breaking strengths listed.

Order #	Mfg. #	Size	Strength	Sugg.Ret.
6503489	156060-1	1/4"Thick x 2-3/8"L	560	\$1.75
6503478	156080-1	5/16"Thick x 3-3/16"L	1140	1.50
6503473	146100-1	3/8"Thick x 3-15/16"L	1600	2.25



**SEA-DOG® LINE  
SPRING HOOK**

Constructed of mild, electrogalvanized steel. Breaking Strength: 1200.

Order #	Mfg. #	Size	Sugg.Ret.
6503474	155630-1	4-1/16"L w/1" clip gap	\$2.50



**SEA-DOG® LINE  
QUICK LINKS**

Constructed of electrogalvanized steel. Specified breaking strengths listed.

Order #	Mfg. #	Size	Strength	Sugg.Ret.
6503480	158008-1	5/16"Thick x 2-15/16"L	7700	\$1.99
6503483	158010-1	3/8"Thick x 3-9/16"L	12100	2.99
6503502	148006-1	1/48"Thick x 2"L	4400	1.50



**SEA-DOG® LINE  
UTILITY SNAP**

Constructed of forged electrogalvanized steel. 3/4" Eye.

Order #	Mfg. #	Size	Sugg.Ret.
6503503	155822-1	3-7/8"L w/11/16" clip gap	\$6.50



**SEA-DOG® LINE  
HEAVY DUTY UTILITY SNAP**

Constructed of forged electrogalvanized steel. 3/4" Eye.

Order #	Mfg. #	Size	Sugg.Ret.
6503505	155832-1	4-1/4"L w/11/16" clip gap	\$6.75



**SEA-DOG® LINE  
SWIVEL EYE BOAT SNAP**

Die cast zinc chrome plated. 11/16" Eye.

Order #	Mfg. #	Size	Sugg.Ret.
6503516	148131-1	3-1/4"L w/1/2" clip gap	\$3.50



**Suncor Hardware & chains have a  
Lifetime Warranty**

**SUNCOR  
BOW SHACKLE WITH SCREW PIN**

316 stainless steel.

Order #	Mfg. #	Pin Dia.	Sugg.Ret.
6501714	C0116-0004	5/32"	\$3.25
6501715	C0116-0005	3/16"	3.25
6501716	C0116-0006	1/4"	4.25
6501717	C0116-0008	5/16"	5.75
6501718	C0116-0010	3/8"	10.50



- Trolling Motors
- Audio/ Instruments
- Depth Finders/GPS
- Vests/ Cushions
- Water Sports
- Safety/ Optics
- Boat Access.
- Mooring/ Docking
- Hardware
- Lighting
- Boat Seats
- Boat Covers
- Fuel
- Trailers/ ATV Access.
- Pumps
- Electrical
- Maintenance
- Controls/ Steering
- Motor Access.
- Camping
- Cutlery



**Suncor Hardware & chains have a Lifetime Warranty**

**SUNCOR ANCHOR SHACKLE W/OVERSIZED PIN**

316 stainless steel.

Order #	Mfg. #	Pin Dia.	Sugg.Ret.
6502411	C0116-FS08	5/16"	\$6.99
6502412	C0116-FS10	3/8"	11.75
6502414	C0116-FS13	1/2"	23.25



**SUNCOR LONG "D" SHACKLE**

316 stainless steel.

Order #	Mfg. #	Pin Dia.	Sugg.Ret.
6501798	C0138-0005	3/16"	\$5.99
6501799	C0138-0006	1/4"	6.25
6502415	C0138-0008	5/16"	7.75
6501801	C0138-0010	3/8"	13.50



**SUNCOR STRAIGHT "D" SHACKLE**

316 stainless steel.

Order #	Mfg. #	Pin Dia.	Sugg.Ret.
6501745	C0115-0004	5/32"	\$2.25
6501746	C0115-0005	3/16"	2.99
6501747	C0115-0006	1/4"	3.50
6501748	C0115-0008	5/16"	5.50
6501749	C0115-0010	3/8"	9.75



**SUNCOR STRAIGHT D SHACKLE W/CAPTIVE PIN**

316 stainless steel.

Order #	Mfg. #	Pin Dia.	Sugg.Ret.
6501794	C0115-CP06	1/4"	\$5.99
6501795	C0115-CP08	5/16"	8.99
6501796	C0115-CP10	3/8"	16.25



**SUNCOR FIXED SNAP SHACKLE**

316 stainless steel; precision cast.

Order #	Mfg. #	Length	SWL	Sugg.Ret.
6501838	C0158-0001	2"	1000	\$16.99



**SUNCOR GATE SNAP SHACKLE**

316 stainless steel.

Order #	Mfg. #	Length	SWL	Sugg.Ret.
6501750	C0161-0050	2"	400	\$4.75
6501751	C0161-0070	2-3/4"	600	9.50



**SUNCOR SWIVEL SNAP SHACKLE**

316 stainless steel; precision-cast.

Order #	Mfg. #	Length	SWL	Sugg.Ret.
6501836	C0157-0001	2-3/4"	1000	\$18.99



**SUNCOR FIXED EYE SNAP**

316 stainless steel; precision-cast.

Order #	Mfg. #	Size Rope	Length	Sugg.Ret.
6501822	C0175-0000	3/8"	2-1/8"	\$8.50
6501823	C0175-0001	5/8"	2-7/8"	9.75
6501824	C0175-0002	3/4"	3-1/4"	10.99
6501825	C0175-0003	7/8"	3-7/8"	13.99



**SUNCOR SWIVEL EYE SNAP**

316 stainless steel; precision-cast.

Order #	Mfg. #	Size Rope	Length	Sugg.Ret.
6501819	C0174-0001	5/8"	3-3/8"	\$10.75
6501820	C0174-0002	3/4"	4"	14.75
6501821	C0174-0003	7/8"	4-5/8"	17.75



**SUNCOR TRIGGER SNAP**

316 stainless steel; precision-cast.

Order #	Mfg. #	Size	Sugg.Ret.
6502432	C0192-0002	3/4"	\$13.50



**SUNCOR SPRING CLIP**

316 stainless steel. NOTE: larger sizes available on special order

Order #	Mfg. #	Length	Sugg.Ret.
6501725	C0120-0050	2"	\$2.25
6501726	C0120-0060	2-3/8"	2.50
6502427	C0120-0080	3-1/8"	5.75
6502428	C0120-0100	4"	9.75



**SUNCOR SPRING CLIP & EYE**

316 stainless steel.

Order #	Mfg. #	Length	Sugg.Ret.
6501727	C0121-0050	2"	\$2.25
6501728	C0121-0060	2-3/8"	2.99
6501729	C0121-0070	2-3/4"	4.50
6502429	C0121-0080	3-1/8"	5.75
6502430	C0121-0100	3-7/8"	8.50



**SUNCOR SCREW LOCK SPRING CLIP**

316 stainless steel; precision-formed.

Order #	Mfg. #	Length	Sugg.Ret.
6502423	C0181-0060	2-3/8"	\$5.99
6502424	C0181-080	3-1/8"	10.99
6502425	C0181-0100	4"	19.50
6502426	C0181-0120	4-5/8"	24.75



**SUNCOR SPRING CLIP-WIRE LEVER**

316 SS, forged. Individually tested, stamped w/break load in kilograms. Conversion: 1KG=2.2 lb.

Order #	Mfg. #	Length	Stock Dia.	Sugg.Ret.
6501722	C0141-0080	3"	5/16"	\$15.99
6501723	C0141-0100	4"	3/8"	23.50



**SUNCOR EYE HOOK**

316 stainless steel; forged.

Order #	Mfg. #	Size	Sugg.Ret.
6502434	C0194-0001	4"	\$14.50
6502435	C0194-0002	4-3/4"	20.25



**SUNCOR EYE & JAW SWIVEL**

316 SS. Larger sizes available on special order.

Order #	Mfg. #	Pin Dia.	SWL	Sugg.Ret.
6501730	C0155-0006	1/4"	600	\$8.25
6501731	C0155-0008	5/16"	1100	14.50
6501732	C0155-0010	3/8"	1540	20.50





Suncor Hardware & chains have a Lifetime Warranty

**SUNCOR JAW & JAW SWIVEL**

316 SS. Larger sizes available on special order.



Order #	Mfg. #	Pin Dia.	SWL	Sugg.Ret.
6501831	C0156-0006	1/4"	600	\$7.99
6501832	C0156-0008	5/16"	1100	15.99
6501833	C0156-0010	3/8"	1540	26.50

**SUNCOR QUICK LINKS**

316 stainless steel.



Order #	Mfg. #	Size	Diameter	Sugg.Ret.
6501738	C0160-0003	1/8"	1-1/8"	\$1.75
6501739	C0160-0004	5/32"	1-3/16"	1.75
6501740	C0160-0005	3/16"	1-1/2"	2.25
6502391	C0160-0006	1/4"	1-3/4"	3.75
6501741	C0160-0007	9/32"	2-1/16"	4.50
6502392	C0160-0008	5/16"	2-1/4"	6.25
6502393	C0160-0010	3/8"	2-3/4"	11.99

**SUNCOR "S" HOOKS**

316 stainless steel; cold-formed. 2 per card.



Order #	Mfg. #	Length	Stock Dia.	Sugg.Ret.
6501843	C0178-0003-2	1.37"	1/8"	\$2.75
6501844	C0178-0004-2	1.56"	5/32"	2.99
6501845	C0178-0005-2	1.81"	3/16"	2.99
6501846	C0178-0006-2	2.06"	1/4"	3.25
6501847	C0178-0008	2.50"	5/16"	4.75

**SUNCOR ROUND RING**

316 stainless steel; welded.



Order #	Mfg. #	Stock Dia.	Hole Dia.	Sugg.Ret.
6501735	C0139-0440	5/32"	1-1/2"	\$1.50
6501736	C0139-0530	3/16"	1-1/4"	1.99
6501737	C0139-0550	3/16"	2"	2.75



**WHITECAP GALVANIZED ANCHOR SHACKLES**

Order #	Mfg. #	Size	Sugg.Ret.
6502294	S-1530P	1/4"	\$2.25
6502277	S-1531P	5/16"	2.50
6502278	S-1532P	3/8"	2.99
6502279	S-1533P	7/16"	3.99
6502280	S-1534P	1/2"	4.99
6502281	S-1535P	5/8"	9.25

**WHITECAP SCISSOR HOOKS**

Hole at top of both arms. Wire can be inserted & secured to prevent any accidental openings.



Order #	Mfg. #	Strength	Hole	Length	Sugg.Ret.
6503331	S-4041P	1800 lbs.	1/2"	3"	\$2.99

**WHITECAP SPRING LOADED SNAPS**

316 SS.



Order #	Mfg. #	Hook	Eye	Length	Sugg.Ret.
6503329	S-1110P	5/8"	3/8"	2-3/8"	\$5.99
6503330	S-1111P	7/16"	7/16"	3-1/8"	11.25

**WHITECAP FAST EYE SNAP**

316 stainless steel.



Order #	Mfg. #	Hook	Eye	Length	Sugg.Ret.
6503274	S-4034	5/8"	15/16"	3-7/8"	\$15.99

**WHITECAP FAST-EYE BOAT SNAP**

Bronze. Spring snap. **Size 0:** 1/4" hook. 3/8" eye. 2"L. **Size 1:** 5/16" hook. 5/8" eye. 2-7/8"L. **Size 2:** 7/16" hook. 11/16" eye. 3-1/4"L. **Size 3:** 1/2" hook. 3/4" eye. 3-7/8"L.



Order #	Mfg. #	Size	Sugg.Ret.
6502303	S-1120P	0	\$4.50
6502305	S-1122P	2	6.99
6502306	S-1123P	3	10.99

**WHITECAP SECURITY SNAPS**

Spring-loaded snap hooks.



Order #	Mfg. #	Eye	Stk	Lng.	Sugg.Ret.
6502312	S-1114P	11/16"	7/16"	4-3/4"	\$21.99

**WHITECAP SWIVEL EYE SNAP**

316 stainless steel.



Order #	Mfg. #	Hook	Eye	Length	Sugg.Ret.
6503275	S-4021	3/8"	5/8"	3-3/8"	\$15.25
6503277	S-4023	7/16"	3/4"	4-3/4"	17.50

**WHITECAP SWIVEL EYE PISTON SNAP**

Bronze. Use with flags, etc.



Order #	Mfg. #	Hook	Eye	Lgth.	Sugg.Ret.
6502307	S-1101P	1/4"	3/8"	2-3/8"	\$4.25
6502308	S-1102P	3/8"	5/8"	3-1/8"	5.99

**WHITECAP SWIVEL EYE SPRING SNAP**

Chrome-plated Zamak. All-purpose snap. 5/8" hook. 1/2" eye. 2-7/8"L.



Order #	Mfg. #	Sugg.Ret.
6502302	S-1128P	\$5.25

**WHITECAP SWIVEL EYE SPRING SNAP**

Bronze. Multi-use boat snap. **Size 2:** 7/8" hook. 12/16" eye. 3-3/4"L. **Size 3:** 1" hook. 7/8" eye. 4-9/16"L.



Order #	Mfg. #	Size	Sugg.Ret.
6502300	S-1105P	2	\$7.75
6502301	S-1106P	3	9.99

**WHITECAP S.S. SNAP HOOK**

For use with 1" webbing.



Order #	Mfg. #	Sugg.Ret.
5700805	S-241C	\$4.25



Trolling Motors

Audio/ Instruments

Depth Finders/GPS

Vests/ Cushions

Water Sports

Safety/ Optics

Boat Access.

Mooring/ Docking

Hardware

Lighting

Boat Seats

Boat Covers

Fuel

Trailers/ ATV Access.

Pumps

Electrical

Maintenance

Controls/ Steering

Motor Access.

Camping

Cutlery

NOTES

Trolling Motors	
Audio/ Instruments	
Depth Finders/GPS	
Vests/ Cushions	
Water Sports	
Safety/ Optics	
Boat Access.	
Mooring/ Docking	
Hardware	
Lighting	
Boat Seats	
Boat Covers	
Fuel	
Trailers/ ATV Access.	
Pumps	
Electrical	
Maintenance	
Controls/ Steering	
Motor Access.	
Camping	
Cutlery	